WOODPECKER | DTE®

Пособие по применению ультразвуковых насадок

Содержание

Удаление зубного камня

Единица измерения:mm

Насадка		Страница
G1		1
G2	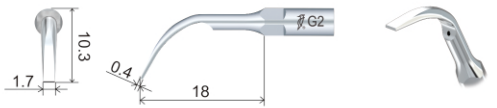	2
G3		3
G4		4
G5		5
G6	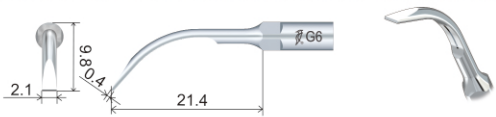	6
G7	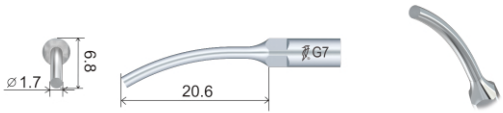	7
G8		8
G9	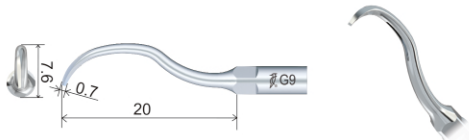	9
G10	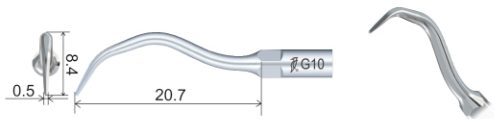	10
G11	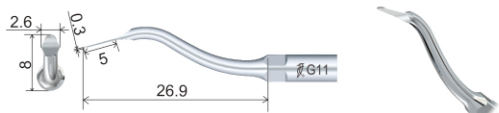	11

Периодонтия

Единица измерения:mm

Насадка				Страница
P 1	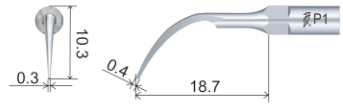			12
P2L	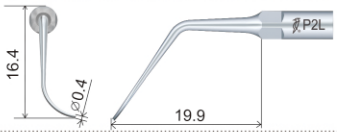			13
P2LD				14
P2R	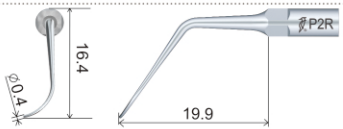			15
P2RD	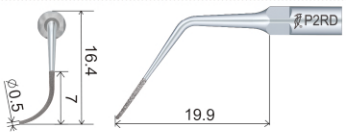			16
P 3	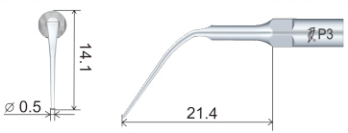			17

Насадка				Страница
P 3D	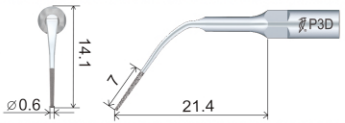			18
P4	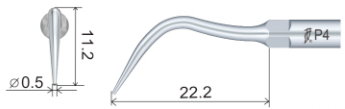			19
P6	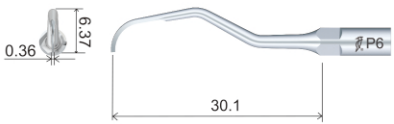			20
P10	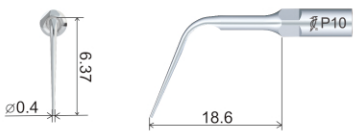			21

Эндодонтия

Единица измерения:mm

Насадка		Страница
E 1	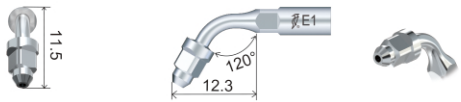	22
E 2	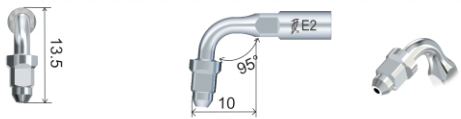	23
E 3	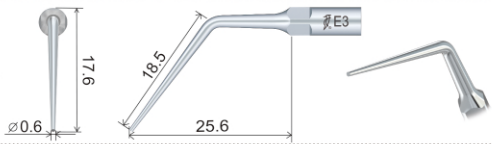	24
E 3D	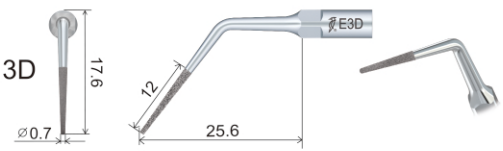	25
E4	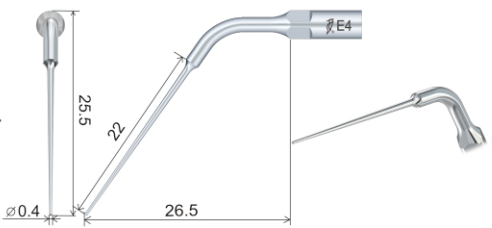	26

Насадка		Страница
E4D	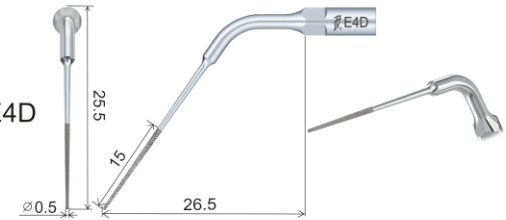	27
E 5	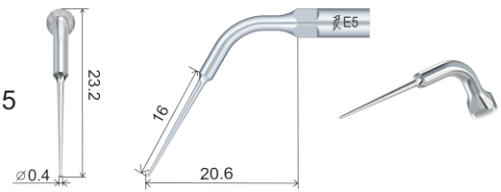	28
E 5D	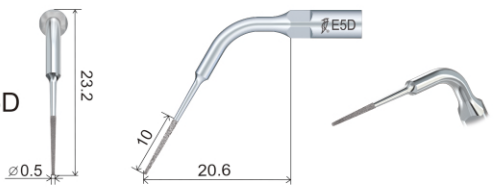	29
P 4D	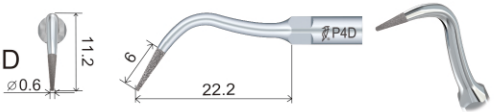	30

Эндодонтия

Единица измерения:mm

Насадка		Страница
E 8	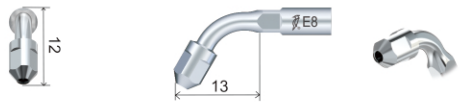	31
E 9	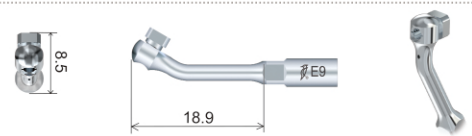	32
E 10	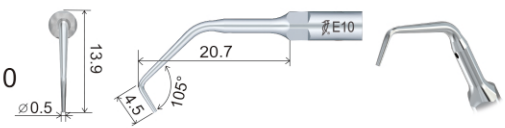	33
E 10D	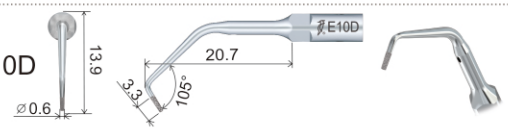	34
E11	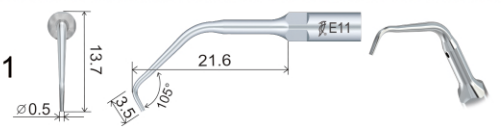	35
E11D	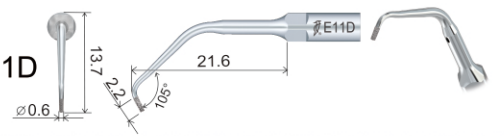	36

Насадка		Страница
E14	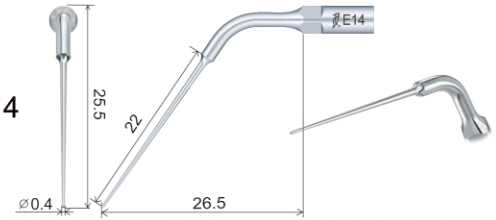	37
E14D		38
E15	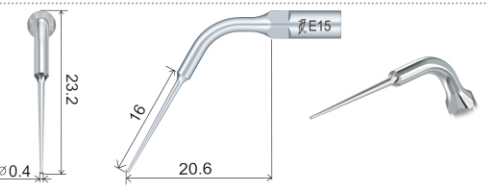	39
E15D	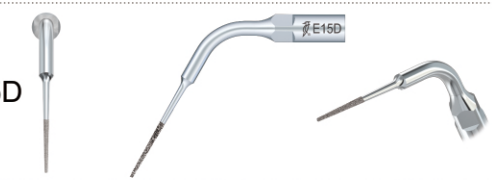	40

Препарирование кариозной полости

Насадка		Страница
SB1	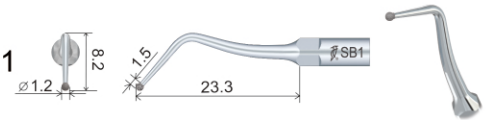	41
SB2	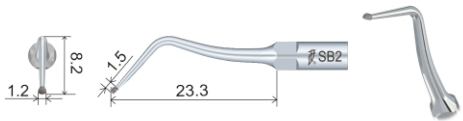	42
SB3	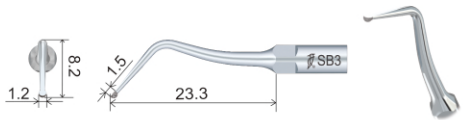	43
SBL	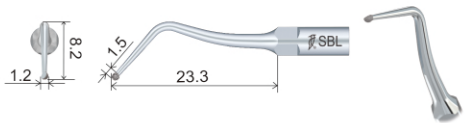	44
SBR	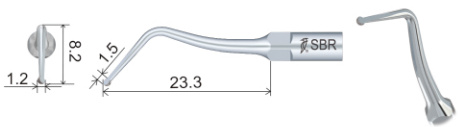	45

Удаление зубного камня

Единица измерения:mm

Насадка		Страница
GK1	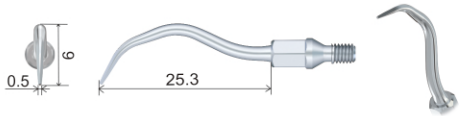	46
GK2	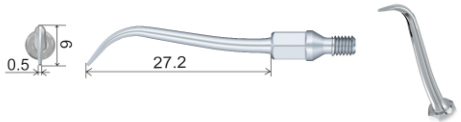	47
GK3	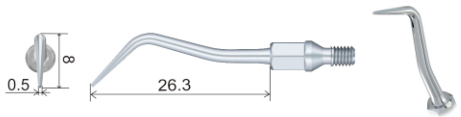	48
GK4	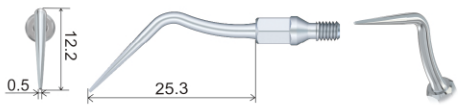	49
GK5	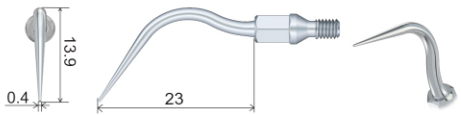	50

Удаление зубного камня

Насадка | Страница

GK6 — 51

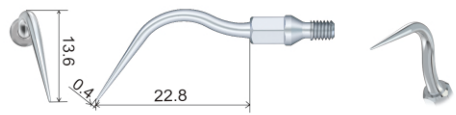

GK7 — 52

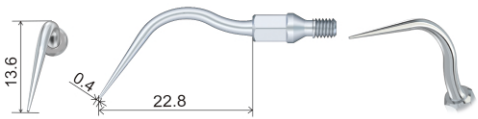

GC1 — 53



GC2 — 54



Периодонтия

PC1 — 55

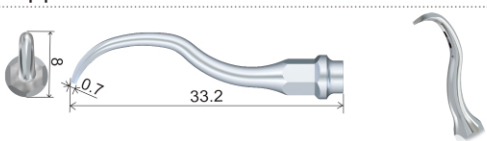

Единица измерения:mm

Насадка | Страница

A1 — 56

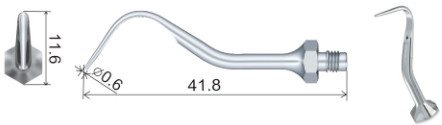

A2 — 57



Костная хирургия

US1 — 58

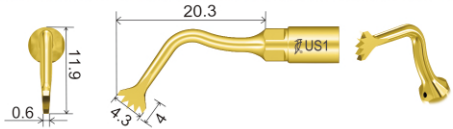

US1L — 59

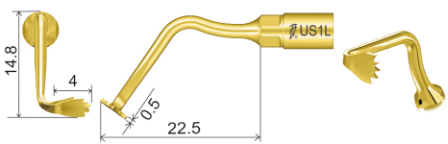

US1R — 60

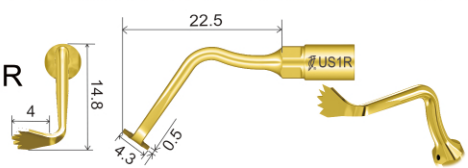

Костная хирургия

Насадка		Страница
US2	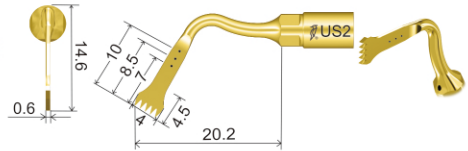	61
US3	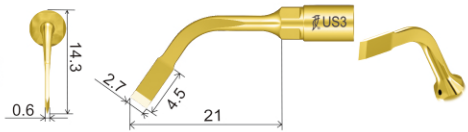	62
US4	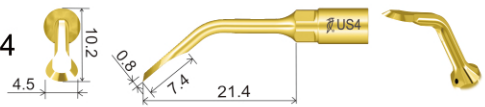	63
US5	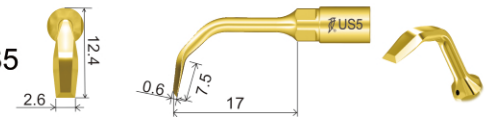	64
US6	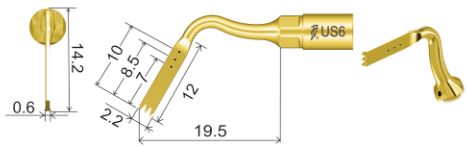	65

Синус-лифтинг

Единица измерения:mm

Насадка		Страница
UL1	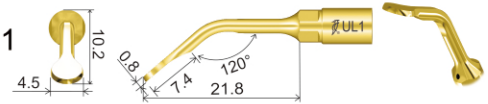	66
UL2	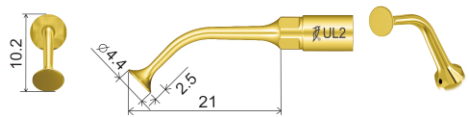	67
UL3	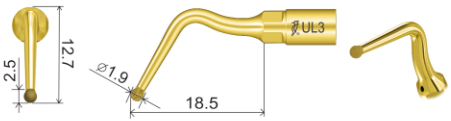	68
UL4	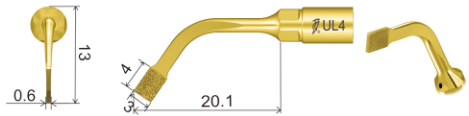	69
UL5	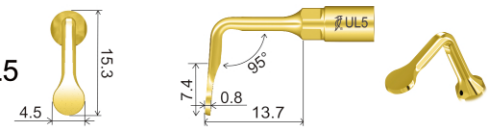	70

Эндодонтия

Насадка | Страница

UE1 — 71

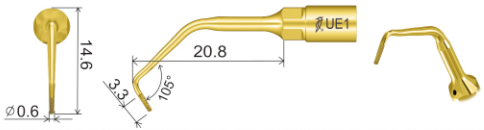

UE2 — 72

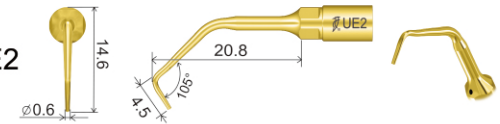

UE3 — 73

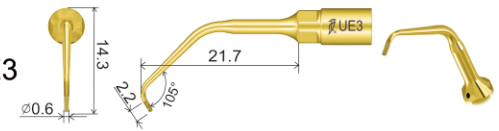

UE4 — 74

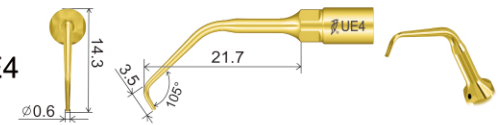

Эксельцимоз

UC1 — 75

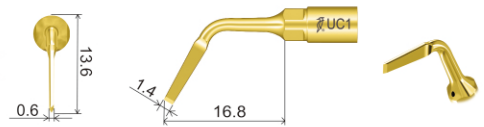

Имплантация

Единица измерения:mm

Насадка | Страница

UI1 — 76

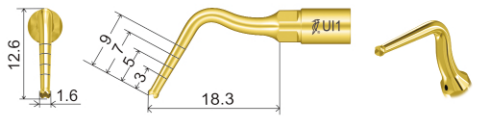

UI2 — 77

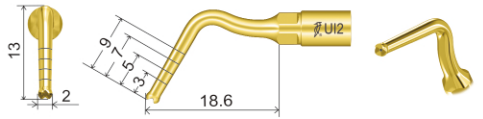

UI7 — 78

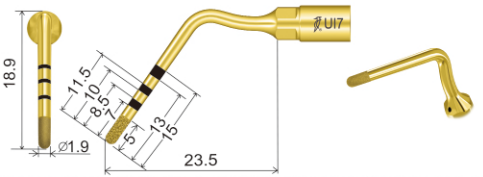

UI8 — 79

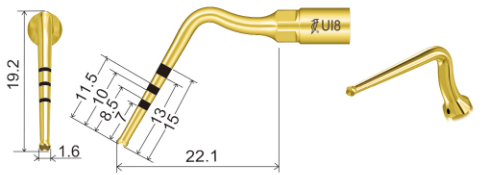

UI9 — 80

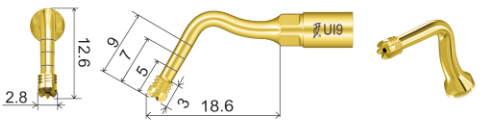

Периодонтальная хирургия

Единица измерения:mm

Насадка				Страница
UP1		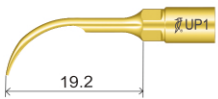		81
UP2		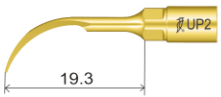		82
UP3		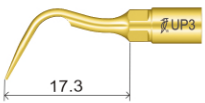		83
UP4		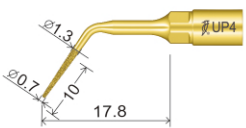		84
UP5	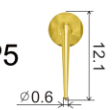	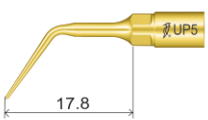		85

Насадка				Страница
UP6		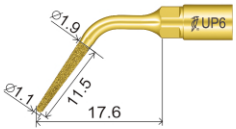		86
UP7		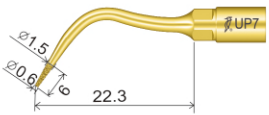		87

G1 (GD1/GS1)

Удаление наддесневых зубных отложений во всех квадрантах.

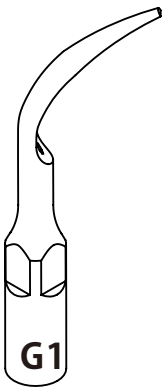

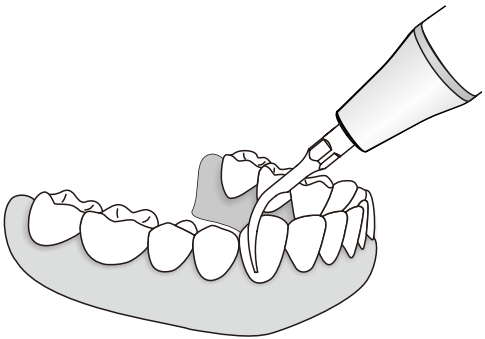

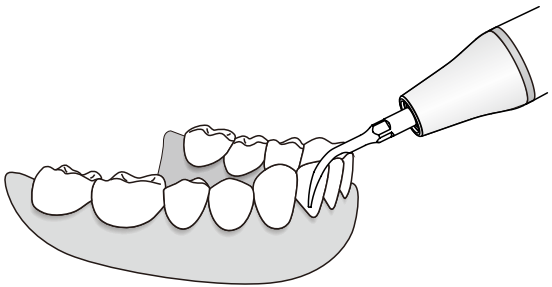

РЕЖИМ: G

МОЩНОСТЬ

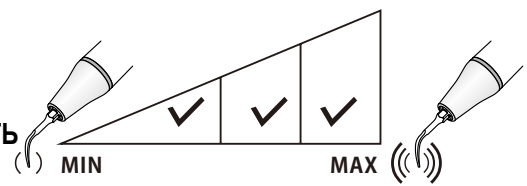

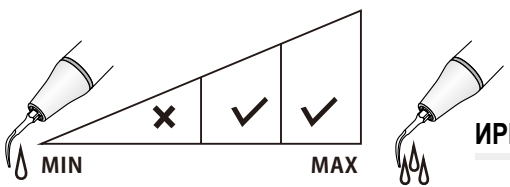

ИРРИГАЦИЯ

G2(GD2/GS2)

Удаление твердых зубных отложений.
Обрабатывайте поверхность зуба плоским концом.

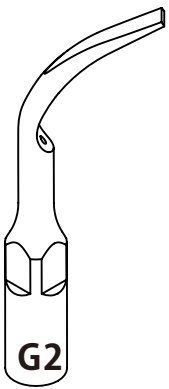

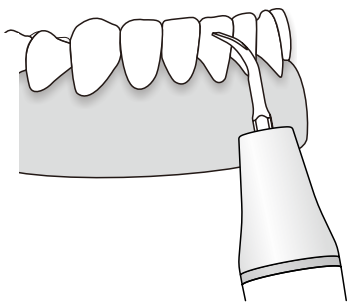

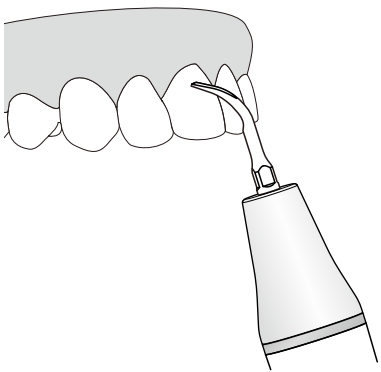

РЕЖИМ: G

МОЩНОСТЬ

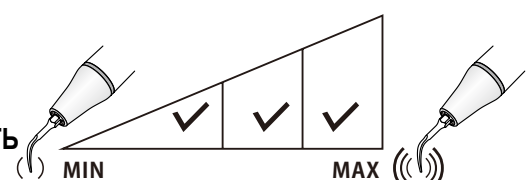

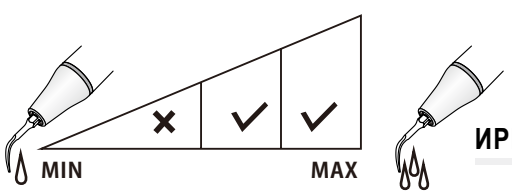

ИРРИГАЦИЯ

G3 (GD3/GS3)

Удаление наддесневого налета во всех квадрантах, включая межзубные промежутки и десневые бороздки.

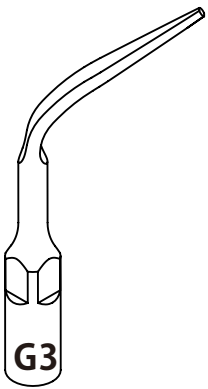

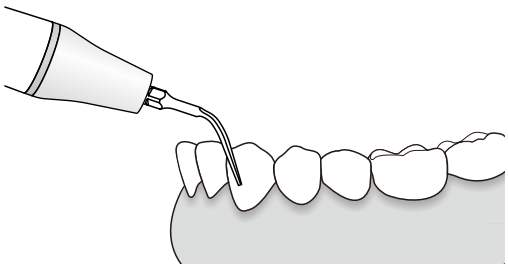

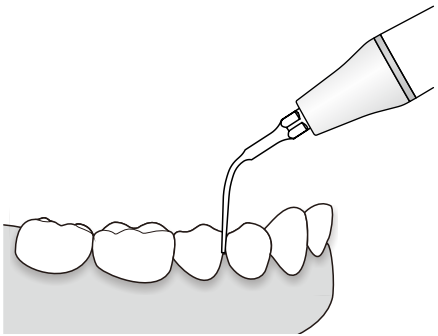

РЕЖИМ: G

МОЩНОСТЬ

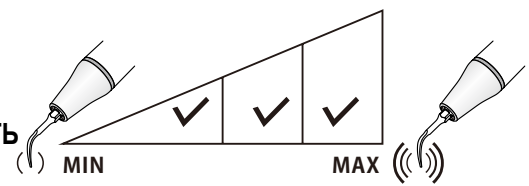

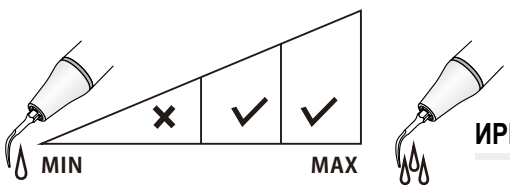

ИРРИГАЦИЯ

G4(GD4/GS4)

Рекомендуется для обработки межзубных промежутков и для удаления наддесневого налета или камня.

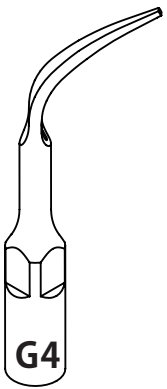

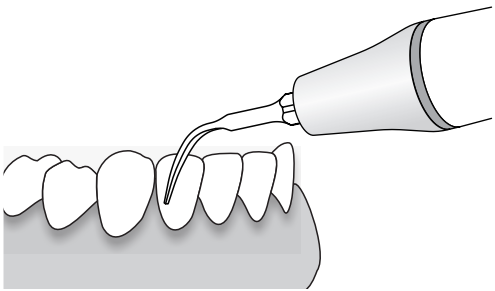

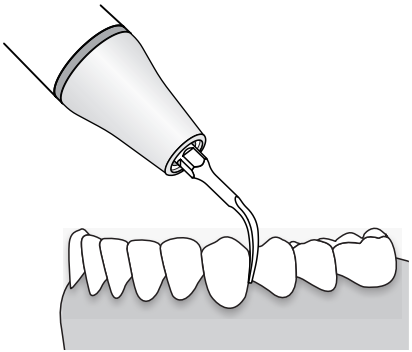

РЕЖИМ: G

МОЩНОСТЬ

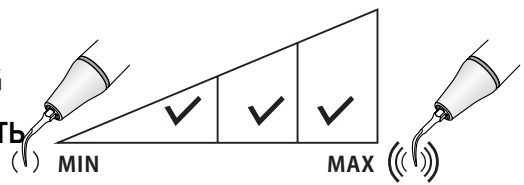

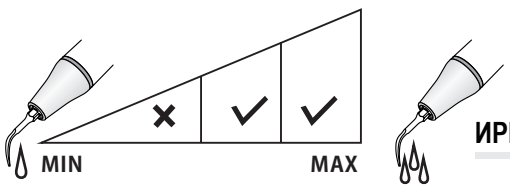

ИРРИГАЦИЯ

G5(GD5/GS5)

Рекомендуется для пигментированного налета и зубного камня.

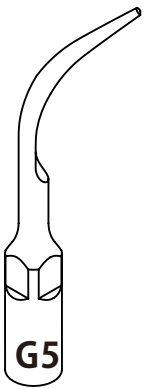

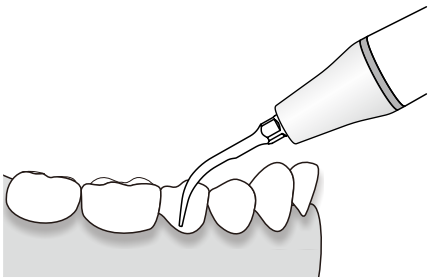

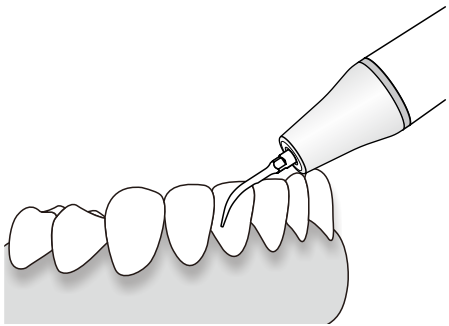

РЕЖИМ: G

МОЩНОСТЬ

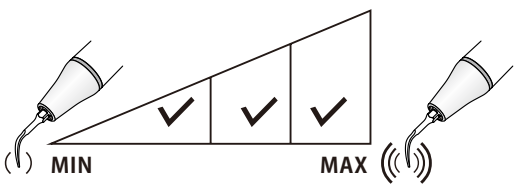

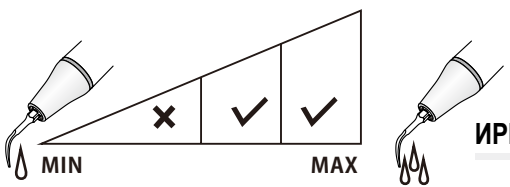

ИРРИГАЦИЯ

G6(GD6/GS6)

Рекомендуется для удаления большого количества зубных отложений.
Обрабатывайте поверхность зуба плоским концом.

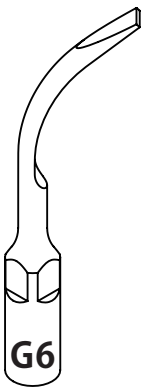

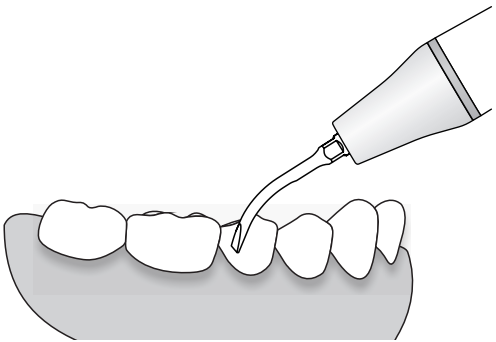

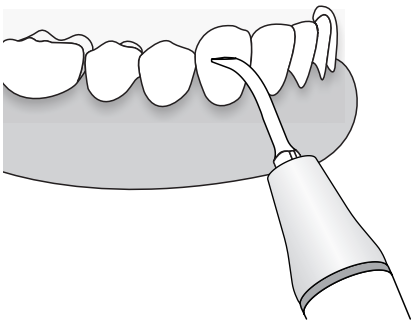

РЕЖИМ: G

МОЩНОСТЬ

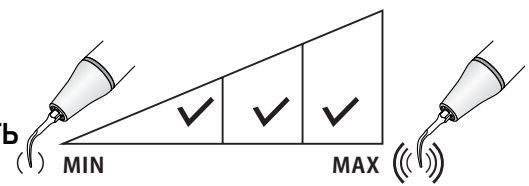

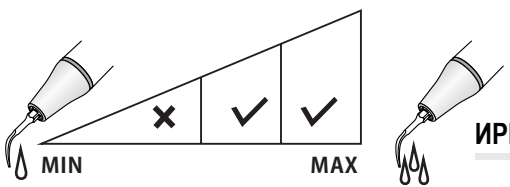

ИРРИГАЦИЯ

G7 (GD7/GS7)

Удаление коронок.
Приложите инструмент к поверхности коронки и включите подачу питания.
Усильте давление до тех пор, пока не исчезнет звук вибраций и удерживайте в течение нескольких секунд.

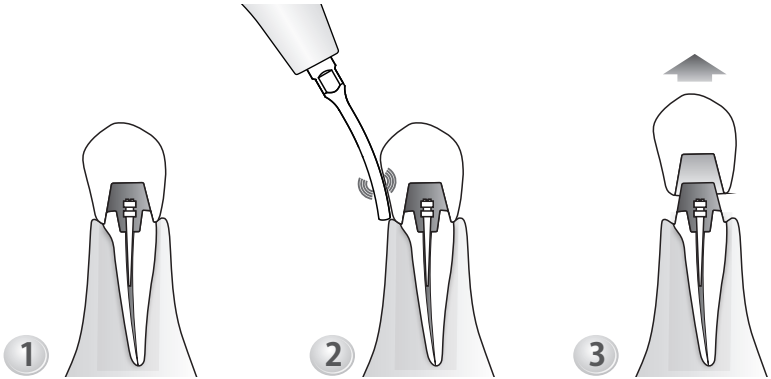

РЕЖИМ: G

МОЩНОСТЬ

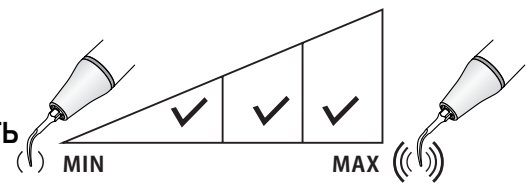

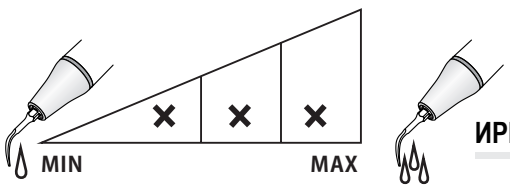

ИРРИГАЦИЯ

G8(GD8/GS8)

Удаление штифтов.
Ультразвуковая высокая эффективность для удаления сложных деталей зубного протеза.

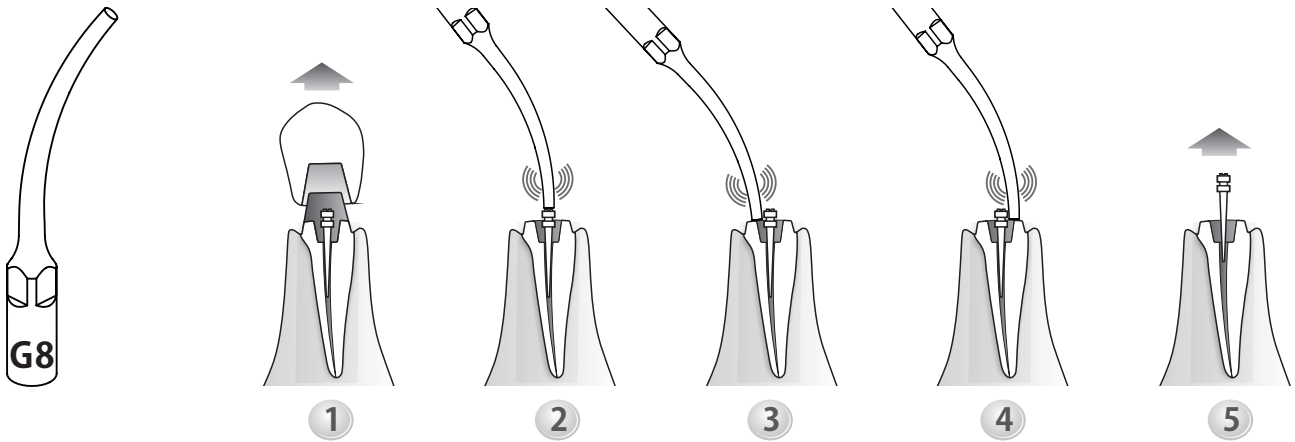

РЕЖИМ: G

МОЩНОСТЬ

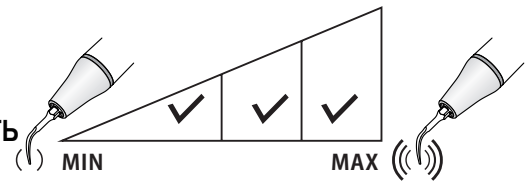

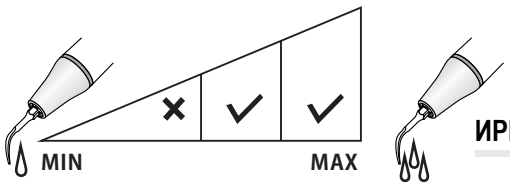

ИРРИГАЦИЯ

G9(GD9)

Удаление наддесневого камня на всех поверхностях зуба.

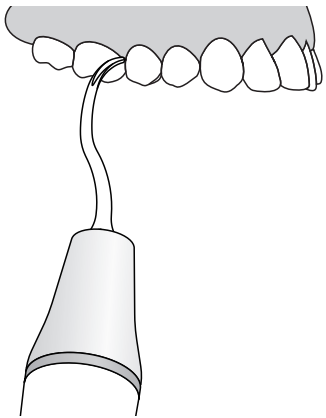

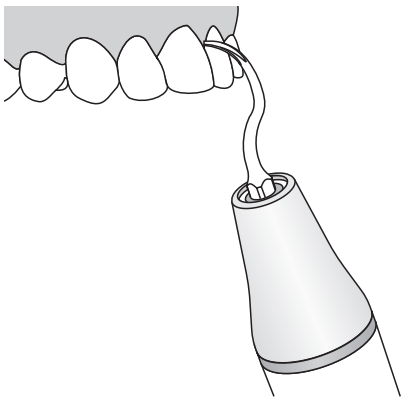

РЕЖИМ: G

МОЩНОСТЬ

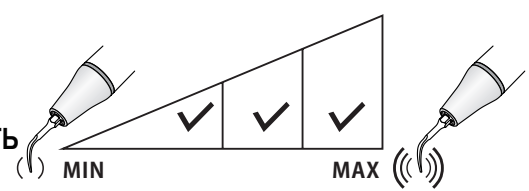

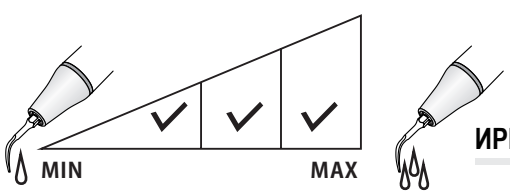

ИРРИГАЦИЯ

G10(GD10)

Удаление наддесневого налета во всех квадрантах, включая межзубные промежутки и десневые бороздки.

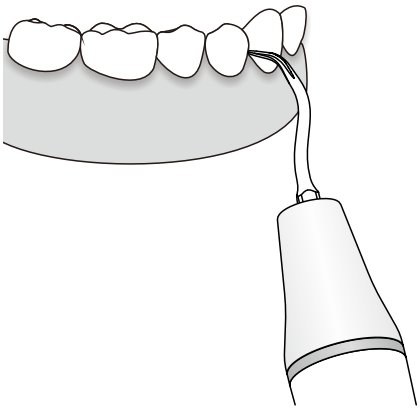

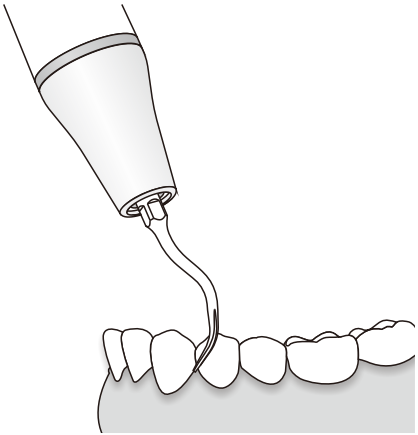

РЕЖИМ: G

МОЩНОСТЬ

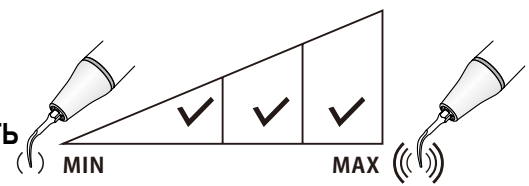

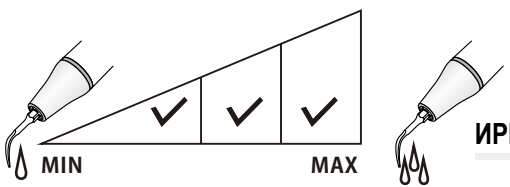

ИРРИГАЦИЯ

G11(GD11/GK11)

Инструмент с алмазным покрытием (40 мкм) для полировки обрабатываемой поверхности зубов в межзубных промежутках без повреждения соседних зубов во время ортодонтического лечения

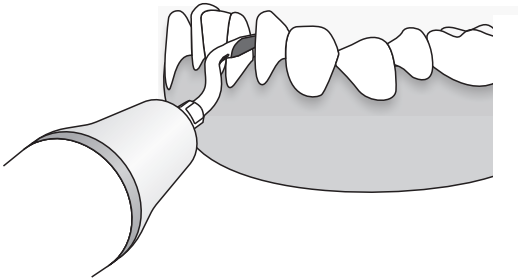

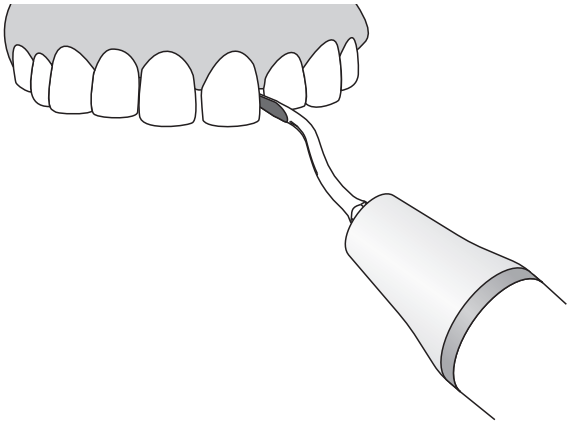

РЕЖИМ: G

МОЩНОСТЬ

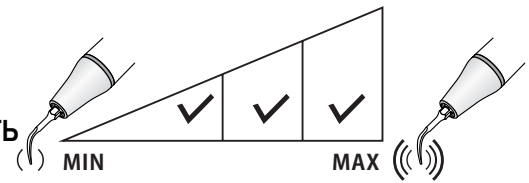

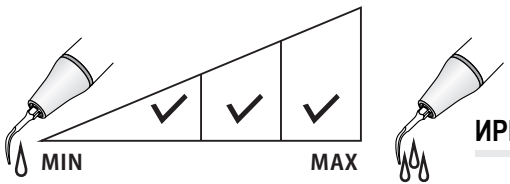

ИРРИГАЦИЯ

P1 (PD1/PS1)

Узкий и острый, рекомендуется для очистки и ирригации зубо-десневой бороздки или пародонтальных каналов.

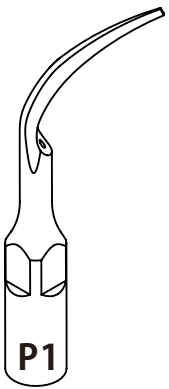

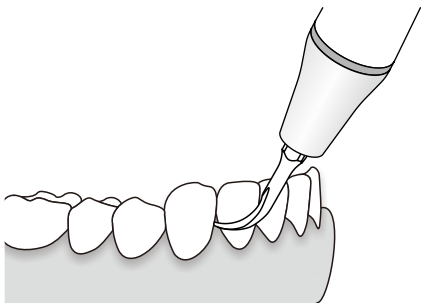

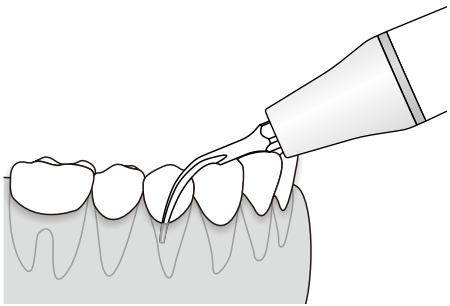

РЕЖИМ: P

МОЩНОСТЬ

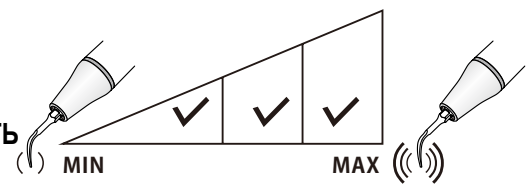

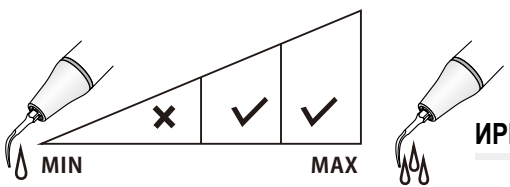

ИРРИГАЦИЯ

P2L(PD2L)

Инструмент, изогнутый под углом в левую сторону, используется для очистки области фуркационных дефектов от зубных отложений.

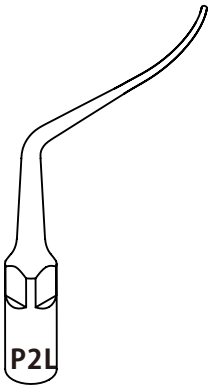

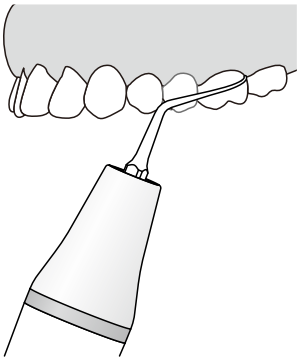

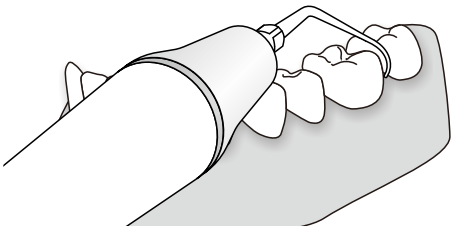

РЕЖИМ: P

МОЩНОСТЬ

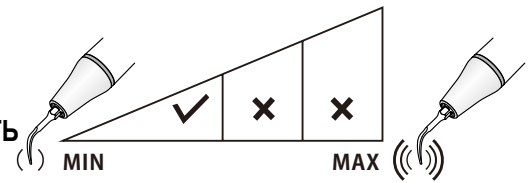

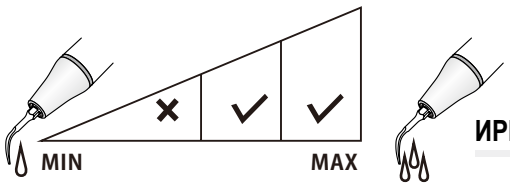

ИРРИГАЦИЯ

P2LD(PD2LD)

Инструмент с алмазным покрытием (40 мкм), изогнутый под углом в левую сторону, для удаления зубных отложений в области шейки зуба и коронарной трети корня зуба.

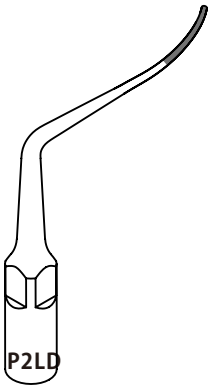

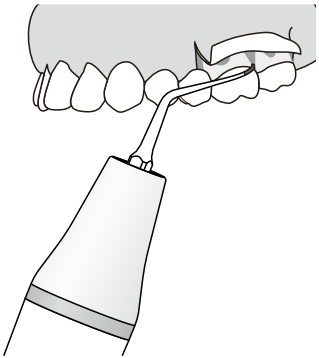

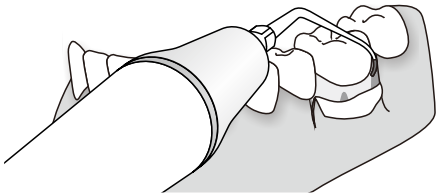

РЕЖИМ: P

МОЩНОСТЬ

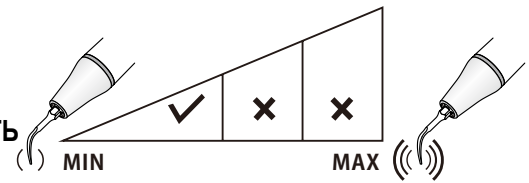

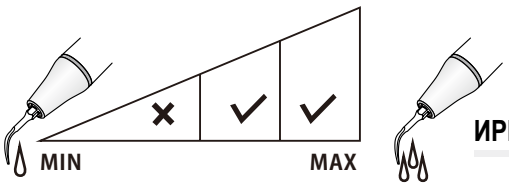

ИРРИГАЦИЯ

P2R(PD2R)

Инструмент, изогнутый под углом в правую сторону, используется для для очистки области фуркационных дефектов от зубных отложений.

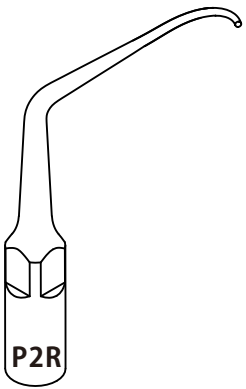

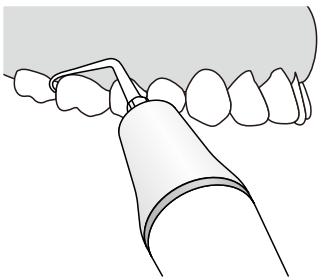

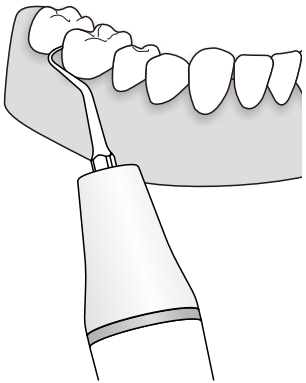

РЕЖИМ: P

МОЩНОСТЬ

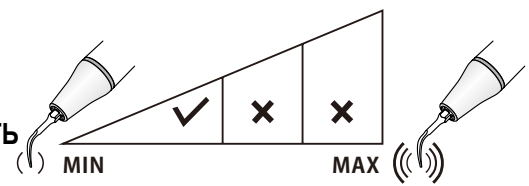

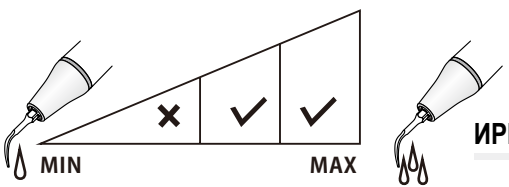

ИРРИГАЦИЯ

P2RD(PD2RD)

Инструмент с алмазным покрытием (40 мкм), изогнутый под углом правую сторону, для удаления зубных отложений в области шейки зуба и коронарной трети корня зуба.

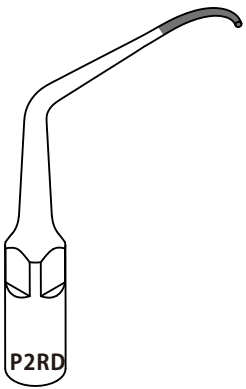

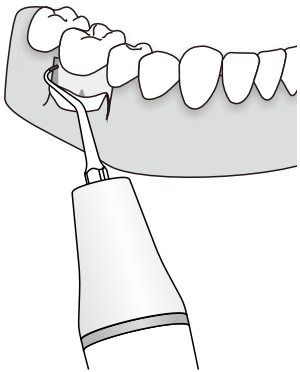

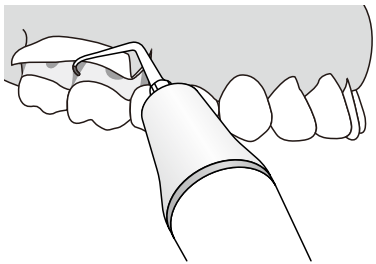

РЕЖИМ: P

МОЩНОСТЬ

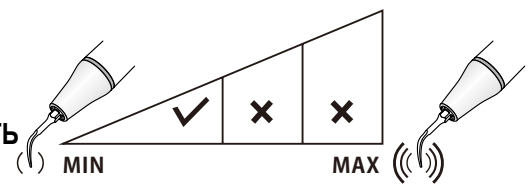

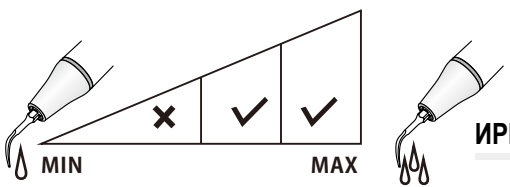

ИРРИГАЦИЯ

P3(PD3/PS3)

Рекомендуется для очистки и промывания глубоких зубодесневых карманов.

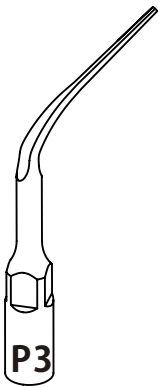

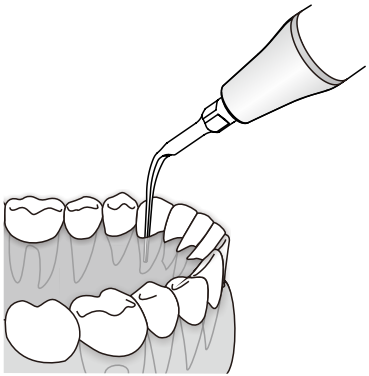

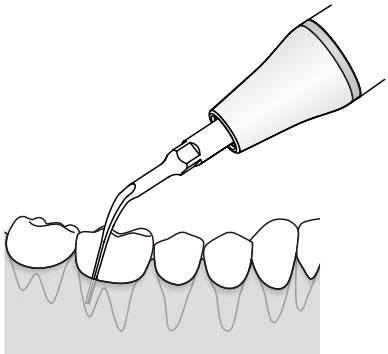

РЕЖИМ: P

МОЩНОСТЬ

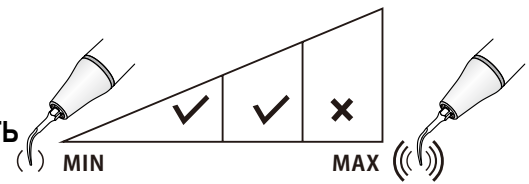

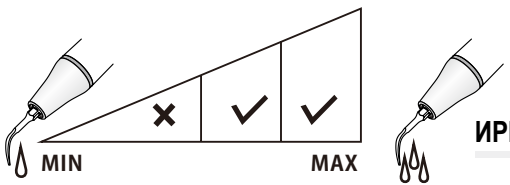

ИРРИГАЦИЯ

P3D(PD3D/PS3D)

Инструмент с алмазным покрытием (40 мкм) для прикорневой очистки зубов после периодонтальной лоскутной хирургии. Он также используется для формирования краев коронки и для расширения фуркации зубов

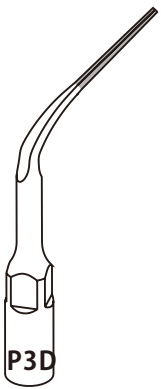

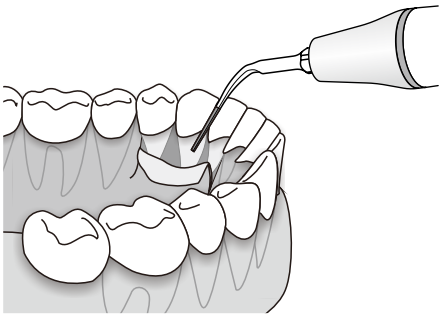

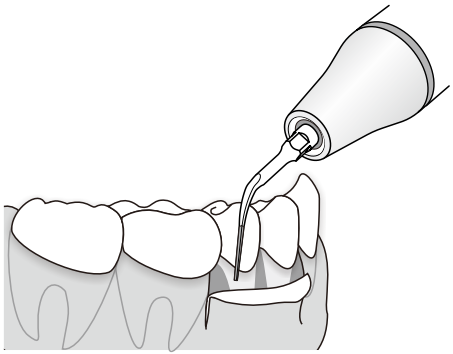

РЕЖИМ: P

МОЩНОСТЬ

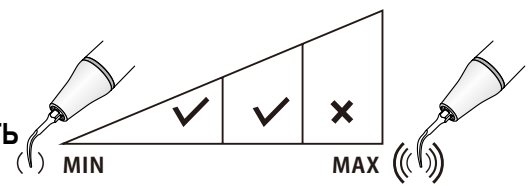

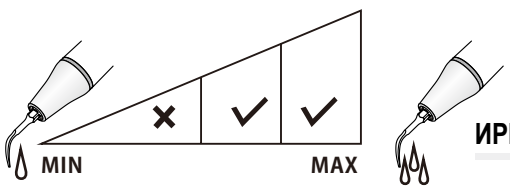

ИРРИГАЦИЯ

P4(PD4/PS4)

Рекомендуется для очистки и промывания неглубоких зубодесневых карманов.

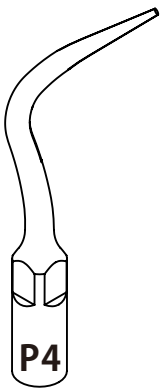

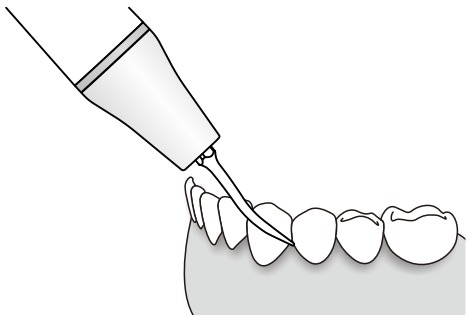

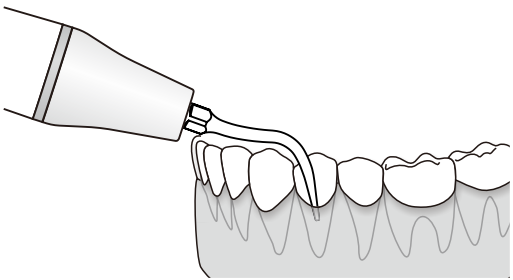

РЕЖИМ: P

МОЩНОСТЬ

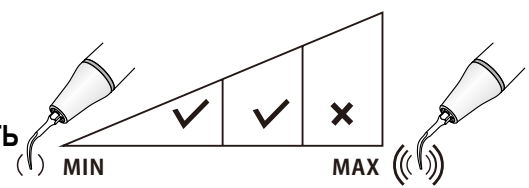

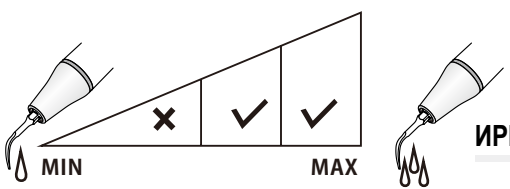

ИРРИГАЦИЯ

P6 (PD6/PS6)

Инструмент с острой рабочей частью, применяется для удаления поддесневого налета или камня.

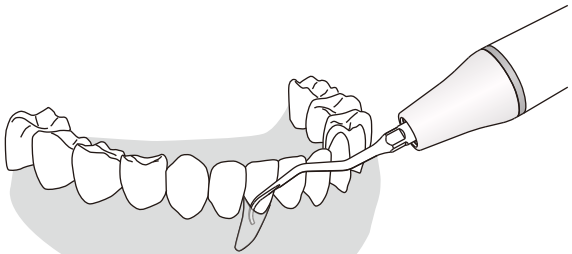

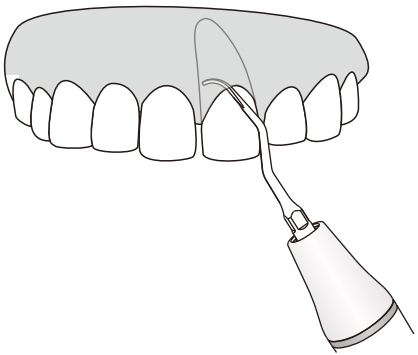

РЕЖИМ: P

МОЩНОСТЬ

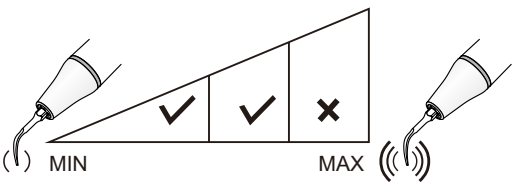

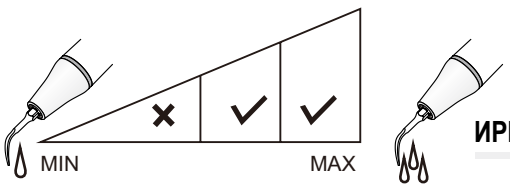

ИРРИГАЦИЯ

P10 (PD10/PS10)

Применяется для обработки среднего и глубокого десневого кармана.

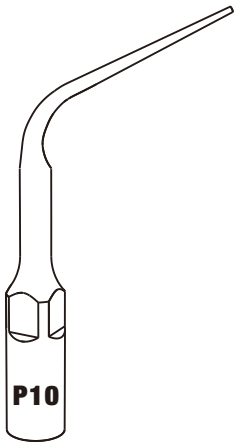

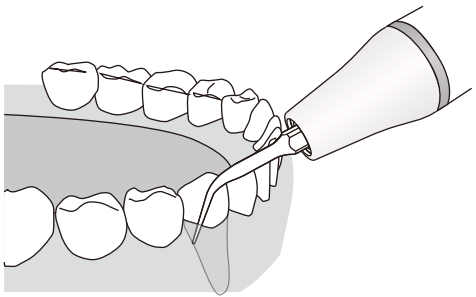

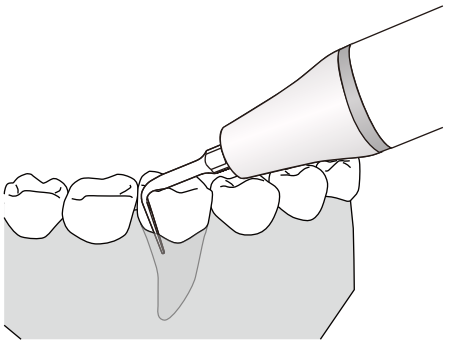

РЕЖИМ: P

МОЩНОСТЬ

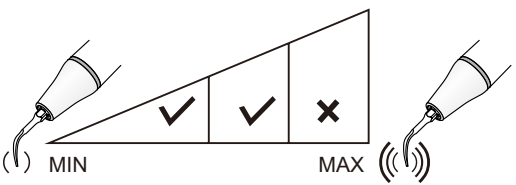

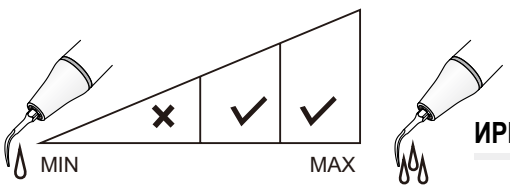

ИРРИГАЦИЯ

E1 (ED1/ES1)

Держатель под углом 120°, используется для файла диаметром 0,7 мм или 0,8 мм. Рекомендуется для очистки и промывания зубного канала, обычно используется для зубов переднего ряда.

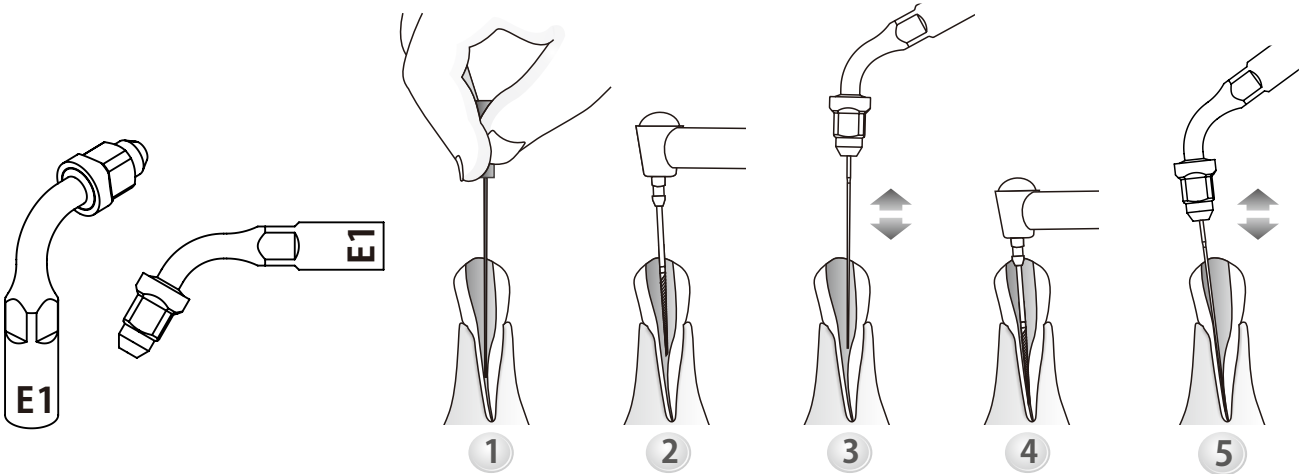

Используйте только плоский динамометрический ключ для закрепления держателей файлов на стоматологической насадке, а также для аккуратного закрепления файлов или инструментов в держателе. Не перетягивайте.
Не затягивайте гайку держателя, если файл или инструмент в держателе не установлен, так как это может привести к его поломке. Используйте только надлежащее оборудование, используйте держатель с файлом диаметром 0,7 мм и 0,8 мм, вы не сможете установить файл 0.8 мм после установки на держателе файле 0,7 мм.

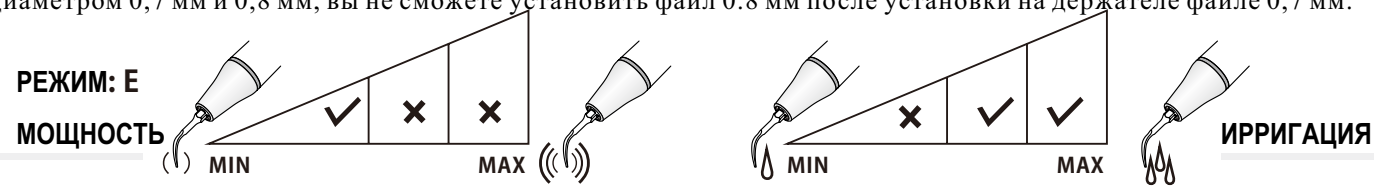

E2(ED2/ES2)

Держатель под углом 95°, используется для файла диаметром 0,7 мм или 0,8 мм.
Рекомендуется для очистки и промывания зубного канал, обычно используется для моляров.

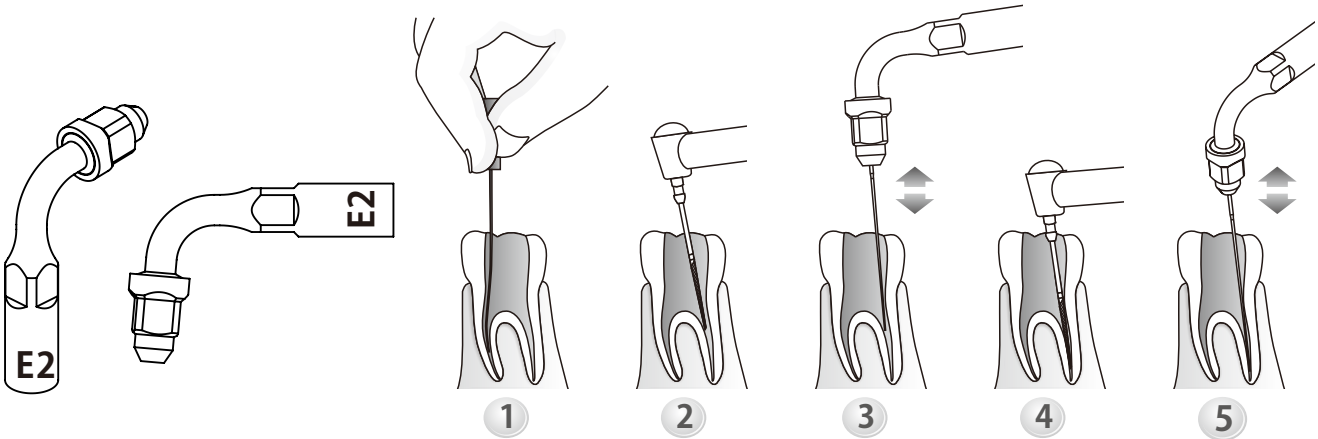

Используйте только плоский динамометрический ключ для закрепления держателей файлов на стоматологической насадке, а также для аккуратного закрепления файлов или инструментов в держателе. Не перетягивайте.
Не затягивайте гайку держателя, если файл или инструмент в держателе не установлен, так как это может привести к его поломке. Используйте только надлежащее оборудование используйте держатель с файлом диаметром 0,7 мм и 0,8 мм, вы не сможете установить файл 0.8 мм после установки на держателе файле 0,7 мм.

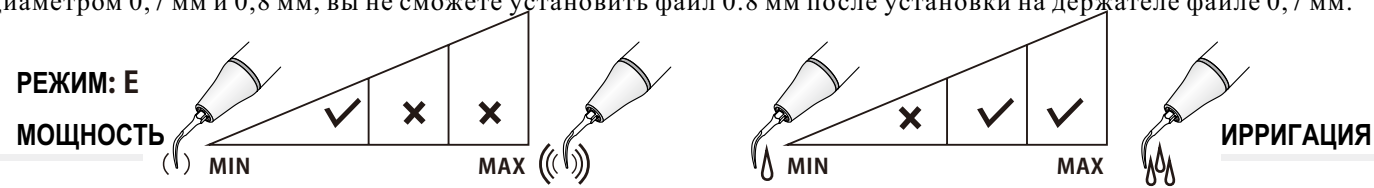

E3 (ED3/ES3)

Рекомендуется для растапливания гуттаперчи.
Погрузите инструмент в эвгенол перед установкой в канал.
Слегка нажмите инструментом на гуттаперчевый штифт и активируйте инструмент, чтобы разогретая гуттаперча лучше обтурировала канал.

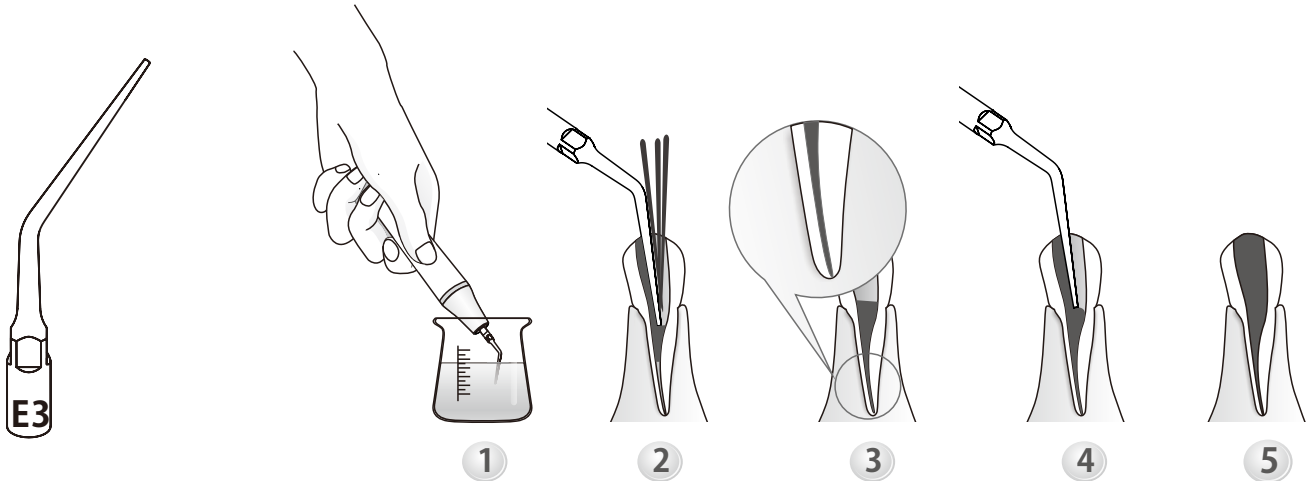

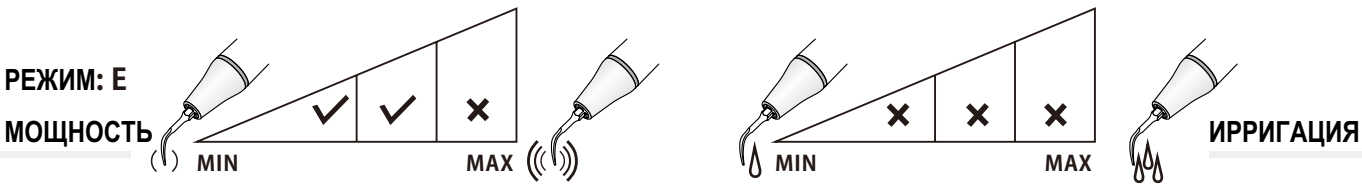

E3D(ED3D/ES3D)

Инструмент с алмазным покрытием (40 мкм) для расширения зубного канала и формирования доступа к файлам, сломанных внутри канала.
Не трогайте сломанный файл при расширении зубного канала, иначе он может уйти в канал еще глубже.

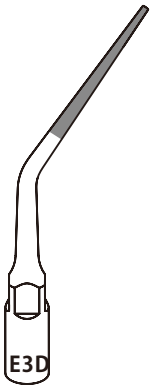

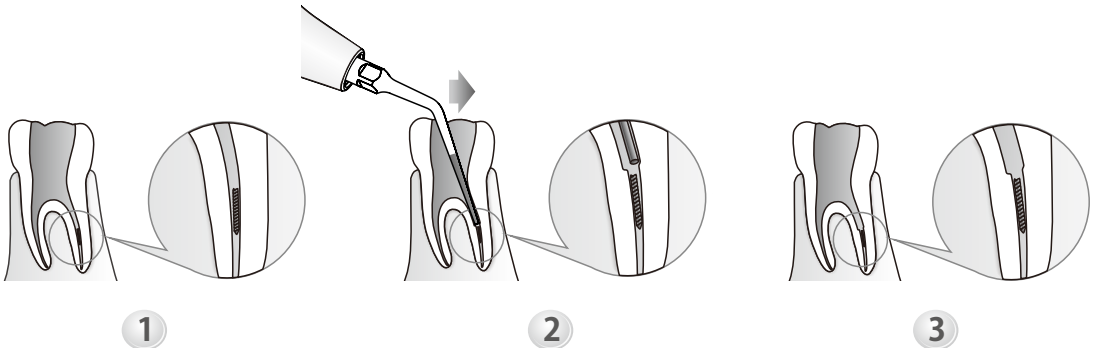

РЕЖИМ: E

МОЩНОСТЬ

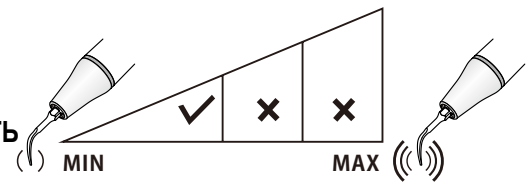

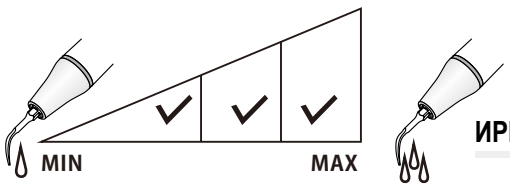

ИРРИГАЦИЯ

E4(ED4/ES4)

Используется для удаления препятствий при пломбировании корневого канала при его повторной обработке.
Длина части насадки малого диаметра составляет 22 мм.

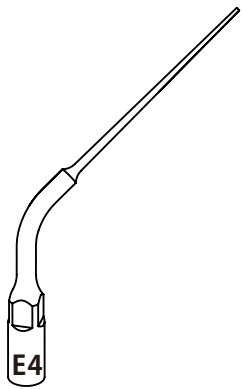

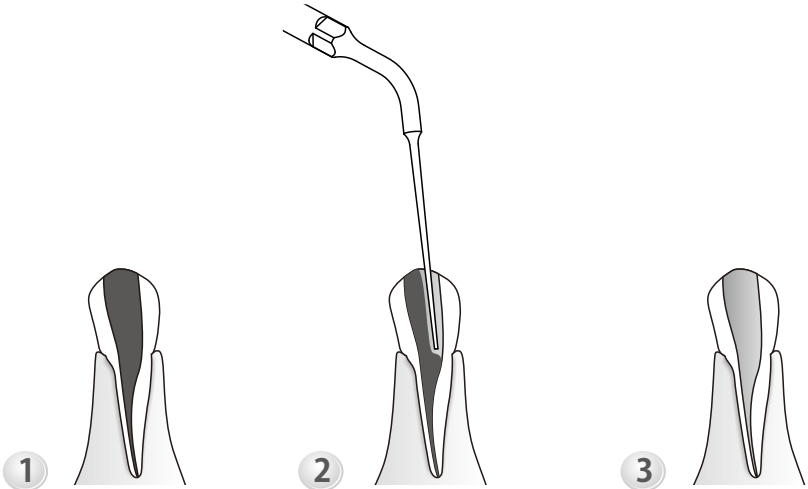

РЕЖИМ: E

МОЩНОСТЬ

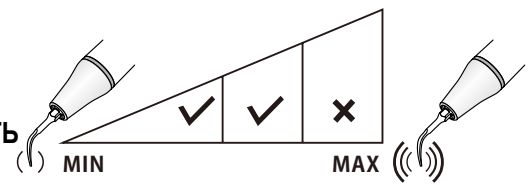

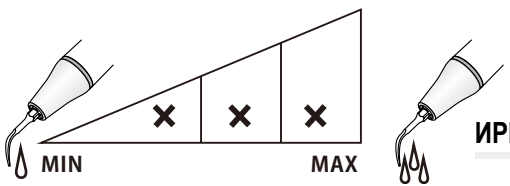

ИРРИГАЦИЯ

E4D(ED4D/ES4D)

Инструмент с алмазным покрытием (40 мкм) для удаления кальцифицированных фрагментов и плохо установленного пломбировочного материала в зубном канале при повторной обработке канала. Длина алмазного покрытия составляет 15 мм.

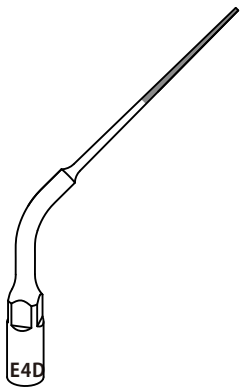

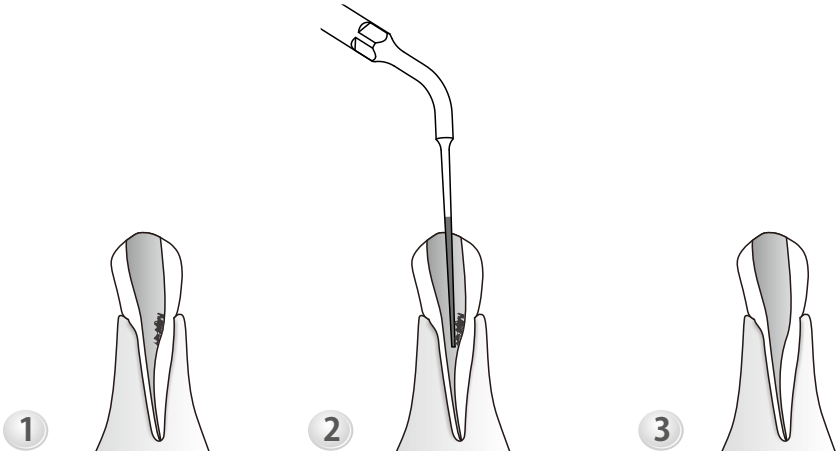

РЕЖИМ: E

МОЩНОСТЬ

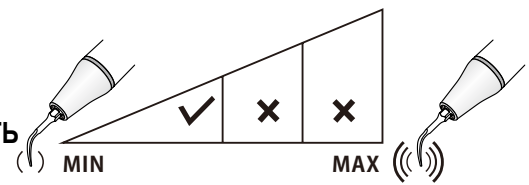

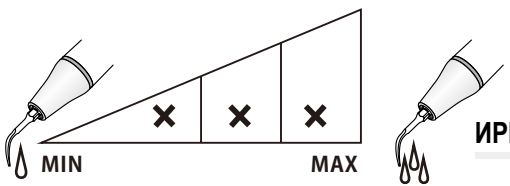

ИРРИГАЦИЯ

E5 (ED5/ES5)

Используется для удаления препятствий при пломбировании корневого канала при его повторной обработке. Длина части насадки малого диаметра составляет 16 мм.

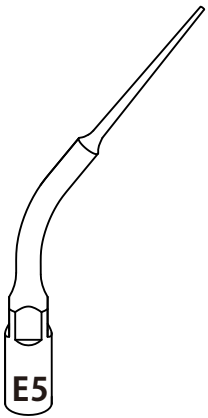

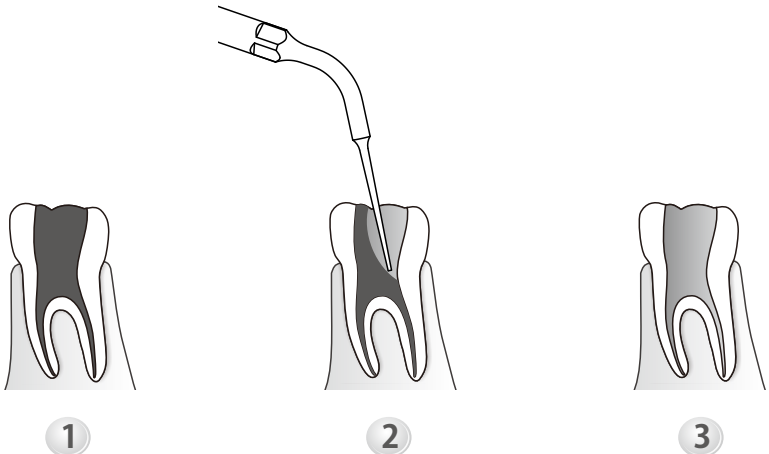

РЕЖИМ: E

МОЩНОСТЬ

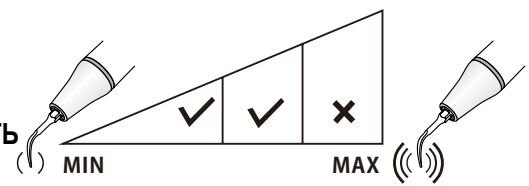

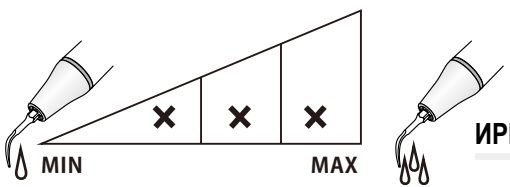

ИРРИГАЦИЯ

E5D(ED5D/ES5D)

Инструмент с алмазным покрытием (40 мкм) для удаления кальцифицированных фрагментов и плохо установленного пломбировочного материала в зубном канале при повторной обработке канала. Длина алмазного покрытия составляет 10 мм.

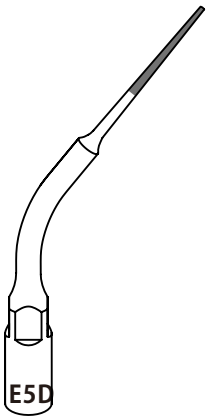

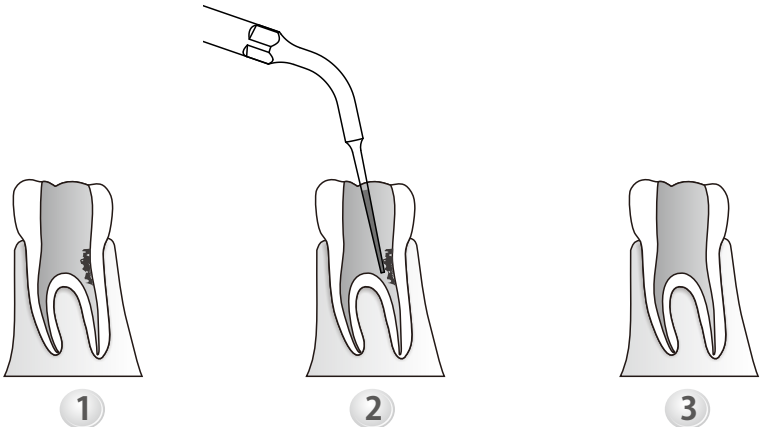

РЕЖИМ: E

МОЩНОСТЬ

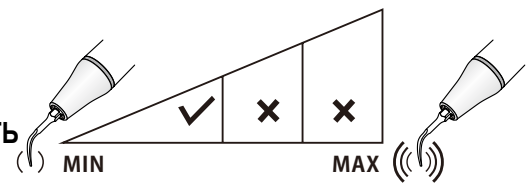

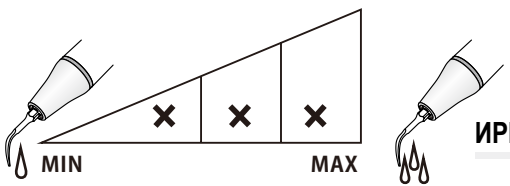

ИРРИГАЦИЯ

P4D(PD4D/PS4D)

Инструмент с алмазным покрытием (40 мкм) для ориентации зубного канала. Он также может использоваться для удаления кальцифицированных фрагментов, расположенных в 1/3 части зубного канала. Не нажимайте на инструмент слишком сильно во время обработки, чтобы не допустить повреждения корневого канала.

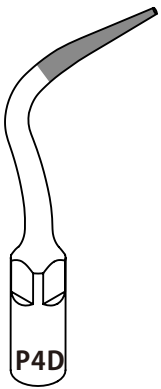

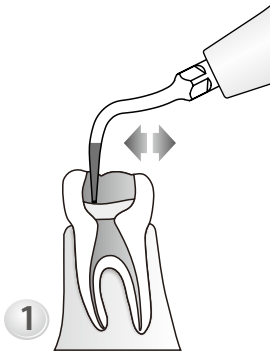

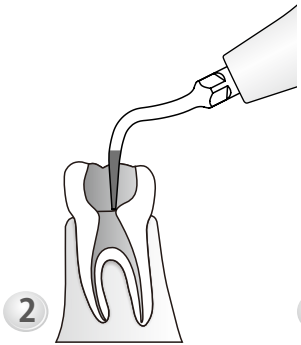

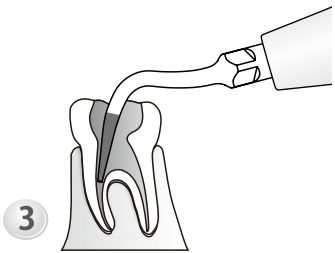

РЕЖИМ: E

МОЩНОСТЬ

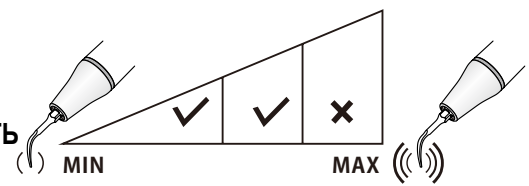

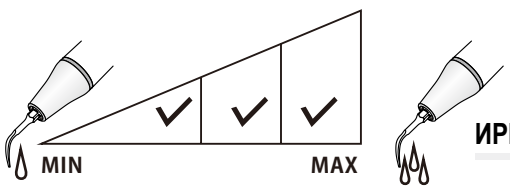

ИРРИГАЦИЯ

E8(ED8/ES8/EK8)

Рекомендуется для удерживания различных типов стоматологических боров для проведения различных процедур на зубах.
Обычно используется для фронтальной группы зубов.
Также могут использоваться особые боры для зубных имплантатов.

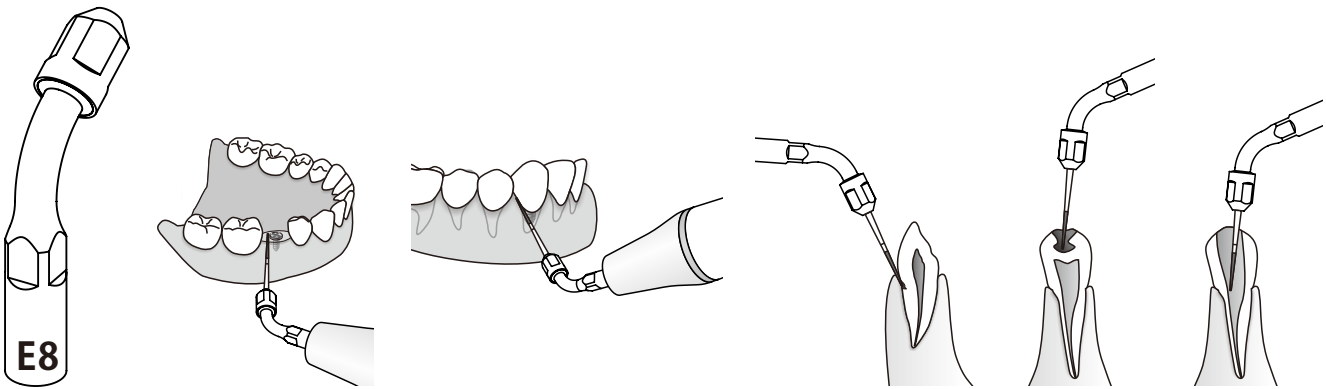

РЕЖИМ: E

МОЩНОСТЬ

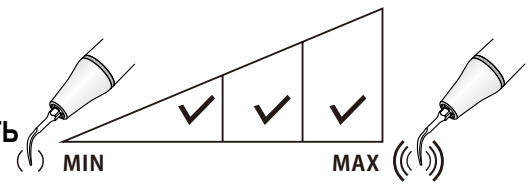

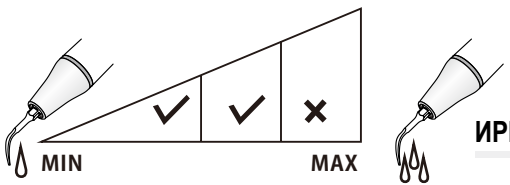

ИРРИГАЦИЯ

E9(ED9)

Рекомендуется для удерживания различных типов стоматологических боров для проведения различных процедур на зубах.Обычно используется для моляров.
Также могут использоваться особые боры для зубных имплантатов.

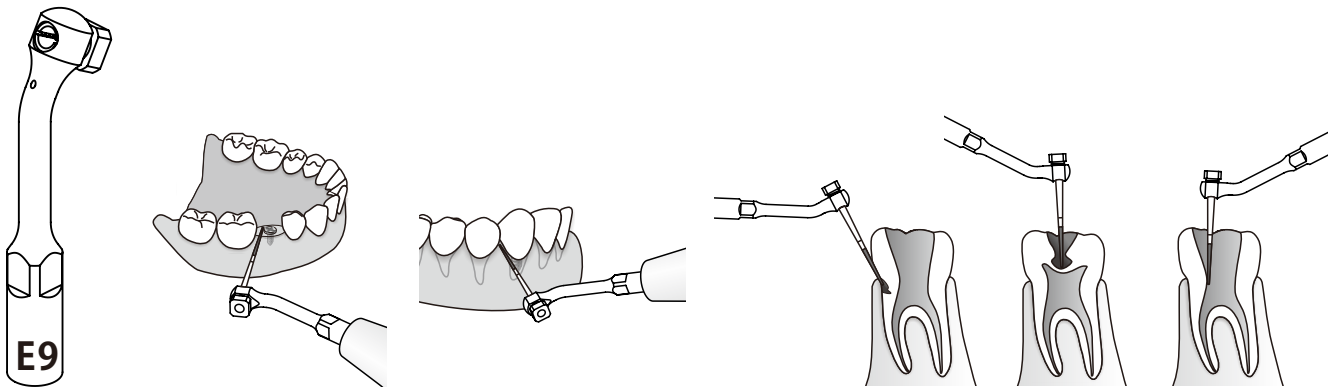

РЕЖИМ: E

МОЩНОСТЬ

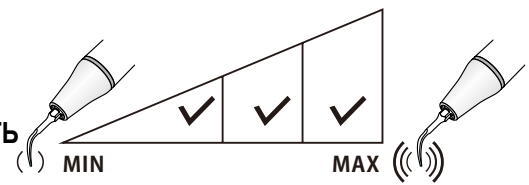

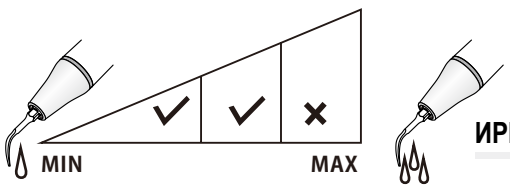

ИРРИГАЦИЯ

E10(ED10/ES10)

Используется при ретроградной подготовке зубных каналов.
Длина части насадки малого диаметра составляет 4,5 мм.

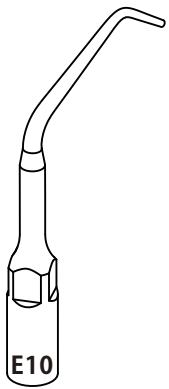

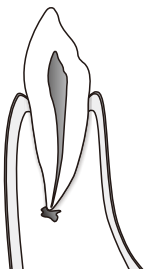

1

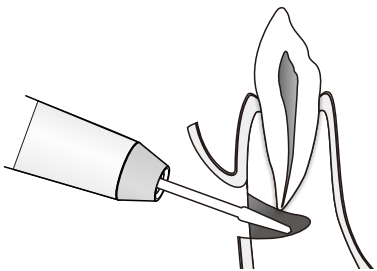

2

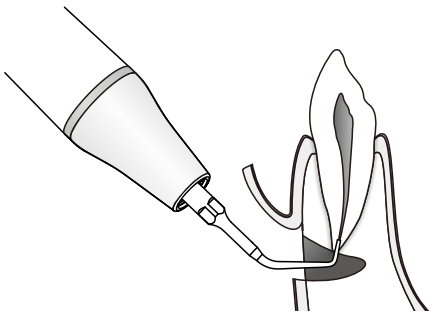

3

РЕЖИМ: E

МОЩНОСТЬ

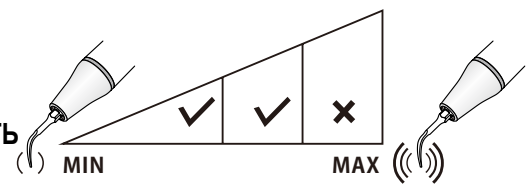

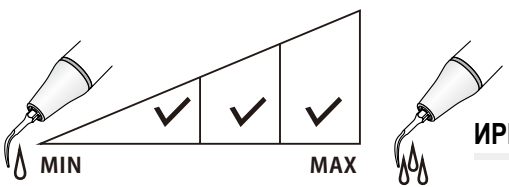

ИРРИГАЦИЯ

E10D(ED10D/ES10D)

Инструмент с алмазным покрытием (40 мкм) для высокоэффективного выравнивания поверхности корней в ретроградной подготовке зубных каналов.
Длина алмазного покрытия составляет 3,3 мм.

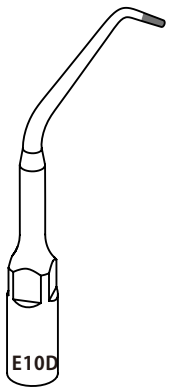

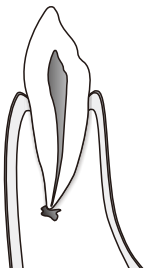

1

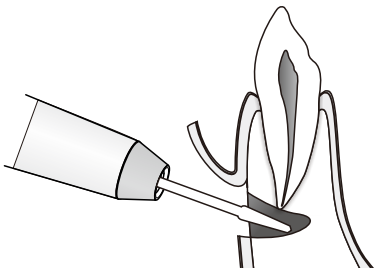

2

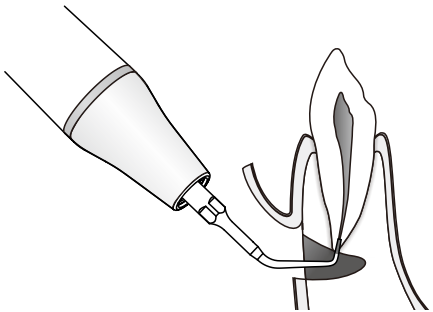

3

РЕЖИМ: E

МОЩНОСТЬ

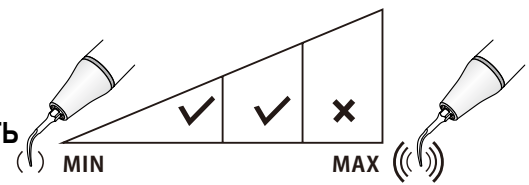

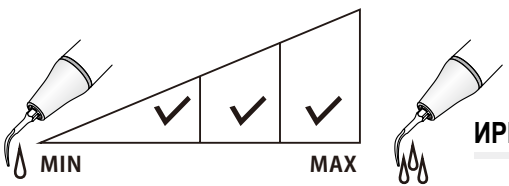

ИРРИГАЦИЯ

E11 (ED11/ES11)

Используется при ретроградной подготовке зубных каналов.
Длина части насадки малого диаметра составляет 3,5 мм.

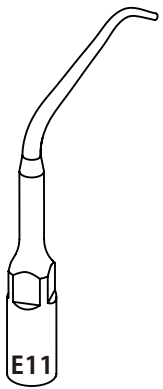

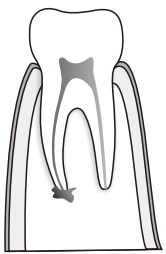

1

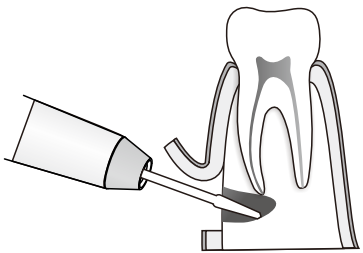

2

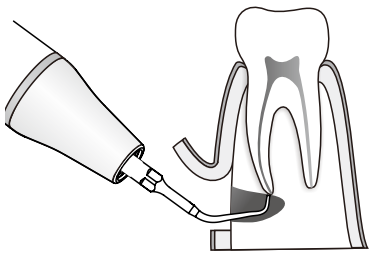

3

РЕЖИМ: E

МОЩНОСТЬ

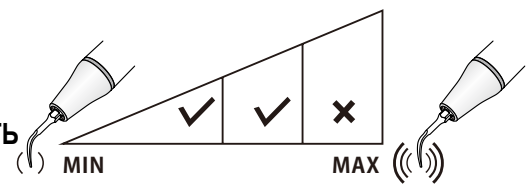

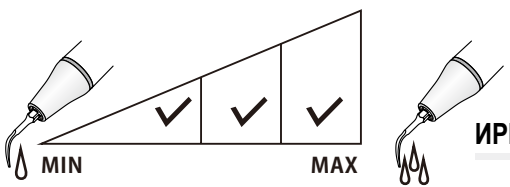

ИРРИГАЦИЯ

E11D(ED11D/ES11D)

Инструмент с алмазным покрытием (40 мкм) для выравнивания поверхности корней в ретроградной подготовке зубных каналов.
Длина алмазного покрытия составляет 2,2 мм.

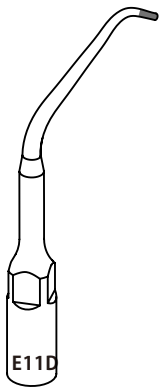

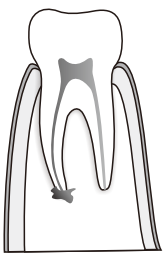

1

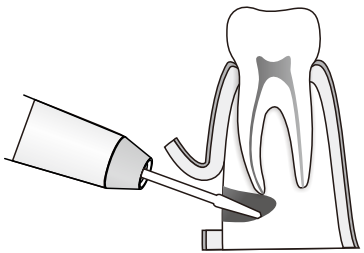

2

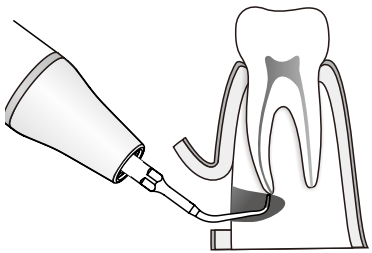

3

РЕЖИМ: E

МОЩНОСТЬ

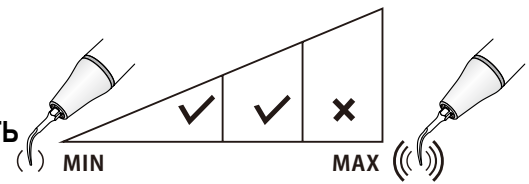

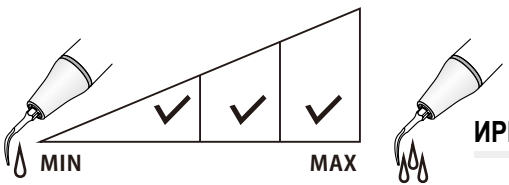

ИРРИГАЦИЯ

E14(ED14/ES15)

Инструмент для удаления сломанных файлов внутри зубного канала. Длина части насадки малого диаметра составляет 22 мм.
Если возможно, расположите голову пациента так, чтобы зубной канал находился на горизонтальной поверхности с наклоном вниз. Вращайте наконечник инструмента по направлению часовой стрелки вокруг сломанной части до тех пор, пока она не будет извлечена из зубного канала.
Чтобы не допустить углубления сломанного файла в зубном канале, не используйте давления на инструмент в осевом направлении.

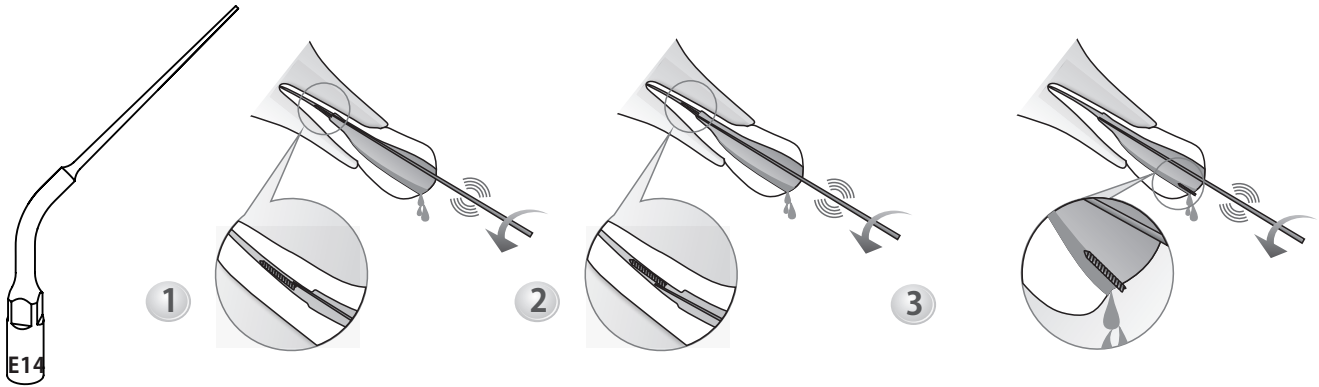

РЕЖИМ: E

МОЩНОСТЬ

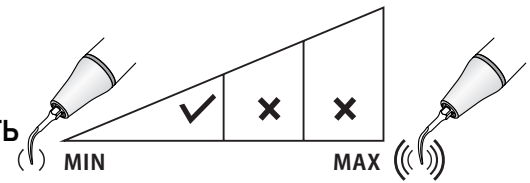

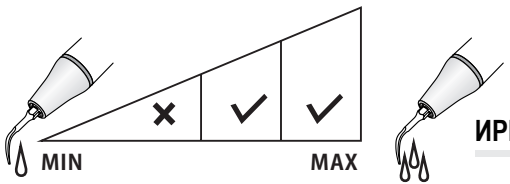

ИРРИГАЦИЯ

E14D(E D14D/E S14D)

Инструмент с алмазным покрытием (40 мкм) для удаления кальцифированных фрагментов в канале зуба. Применяется для чистки и расширения зубного канала.
Длина алмазного покрытия составляет 15 мм.

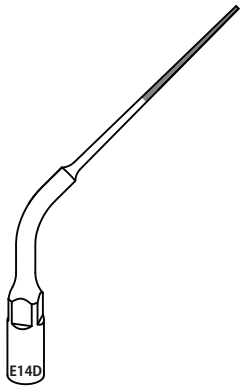

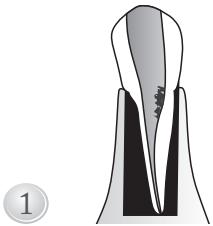

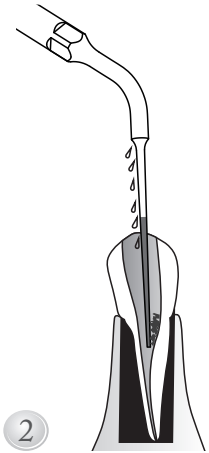

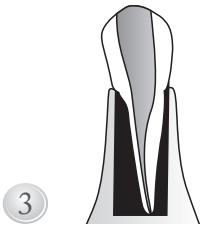

РЕЖИМ: E

МОЩНОСТЬ

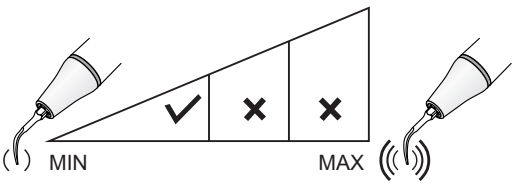

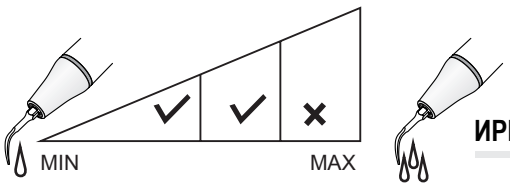

ИРРИГАЦИЯ

E15(ED15/ES15)

Инструмент для удаления сломанных файлов внутри зубного канала. Длина части насадки малого диаметра составляет 16 мм.
Если возможно, расположите голову пациента так, чтобы зубной канал находился на горизонтальной поверхности с наклоном вниз. Вращайте наконечник инструмента по направлению часовой стрелки вокруг сломанной части до тех пор, пока она не будет извлечена из зубного канала.
Чтобы не допустить углубления сломанного файла в зубном канале, не используйте давления на инструмент в осевом направлении.

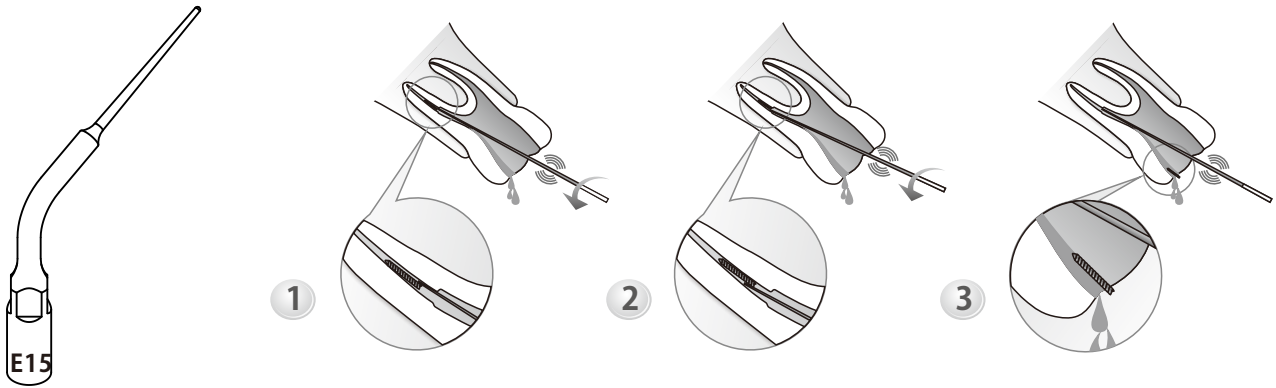

РЕЖИМ: E

МОЩНОСТЬ

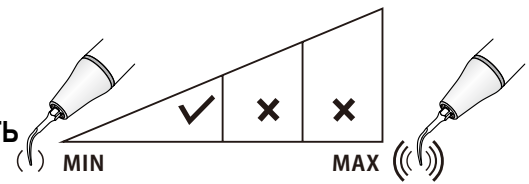

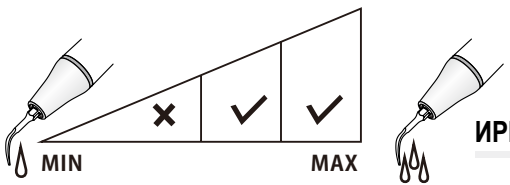

ИРРИГАЦИЯ

E15D(E D15D/E S15D)

Инструмент с алмазным покрытием (40 мкм) для удаления кальцифированных фрагментов в канале зуба. Применяется для чистки и расширения зубного канала.
Длина алмазного покрытия составляет 10 мм.

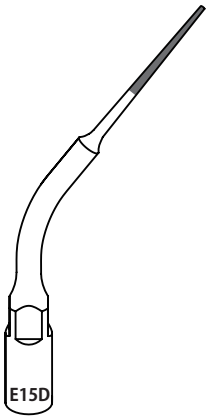

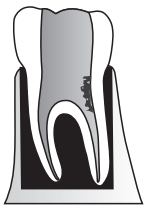

1

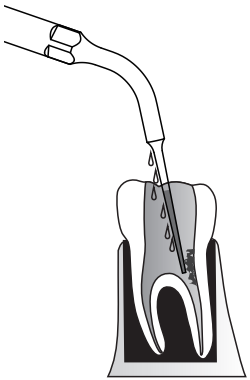

2

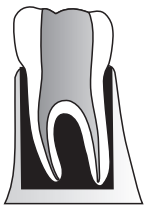

3

РЕЖИМ: E

МОЩНОСТЬ

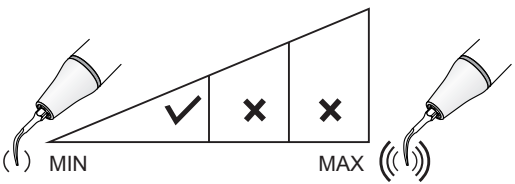

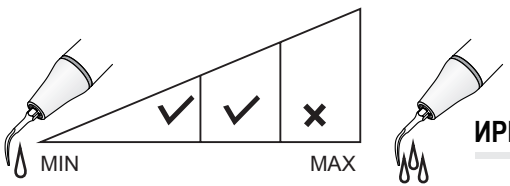

ИРРИГАЦИЯ

SB1 (SBD1)

Инструмент с алмазным покрытием (85 мкм) для удаления кариеса на окклюзионной поверхности зубов и на шейке зуба.
Расположите инструмента на кариозной полости и медленно двигайте им, легко надавливая

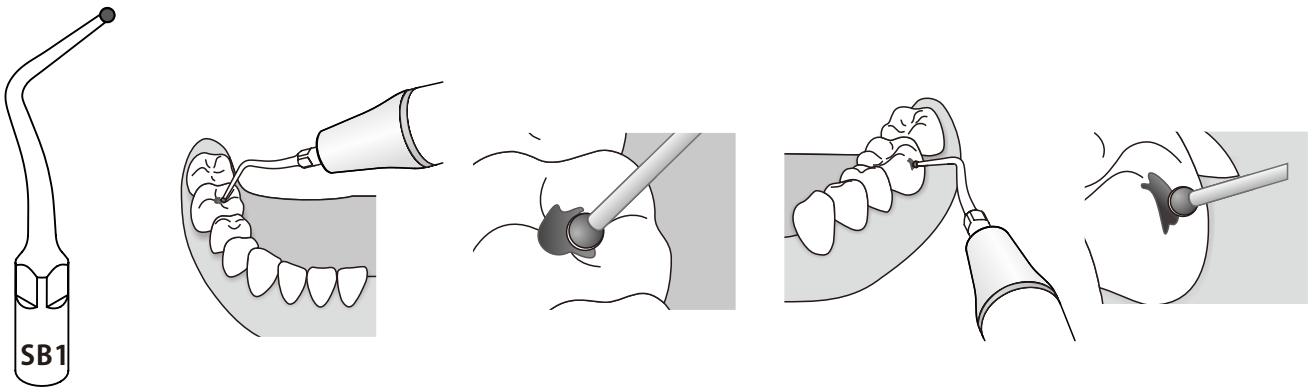

РЕЖИМ: P

МОЩНОСТЬ

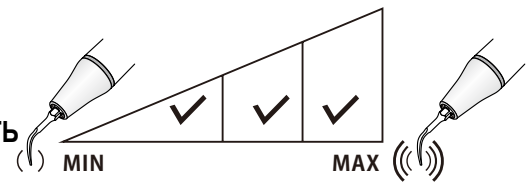

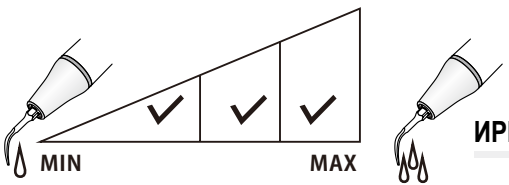

ИРРИГАЦИЯ

SB2 (SBD2)

Инструмент с алмазным покрытием (85 мкм) для удаления кариеса на мезиальной поверхности смежных зубов.

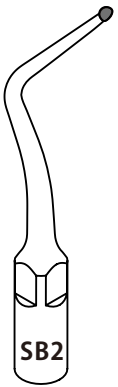

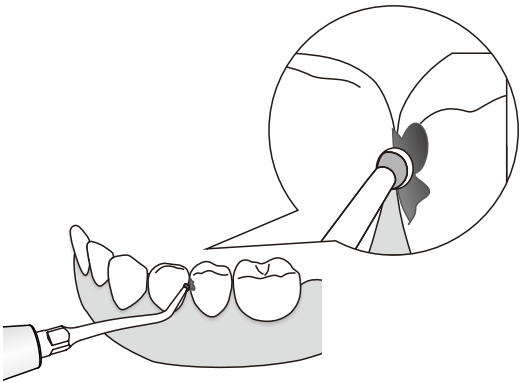

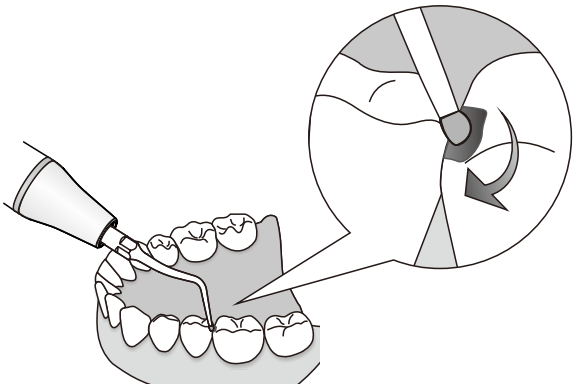

РЕЖИМ: P

МОЩНОСТЬ

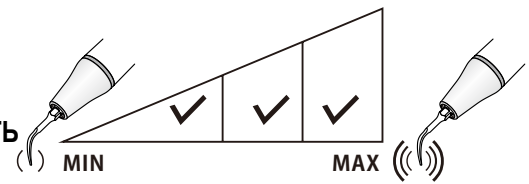

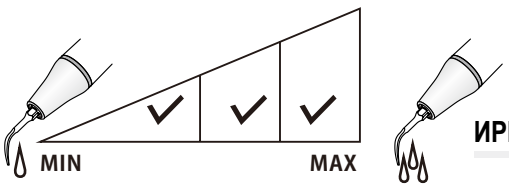

ИРРИГАЦИЯ

SB3 (SBD3)

Инструмент с алмазным покрытием (85 мкм) для удаления кариеса на дистальной поверхности зубов.

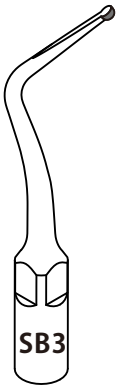

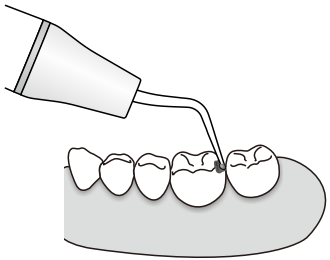

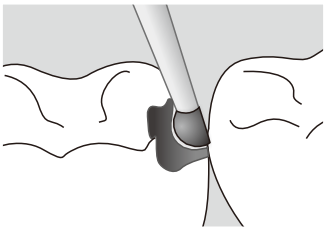

РЕЖИМ: P

МОЩНОСТЬ

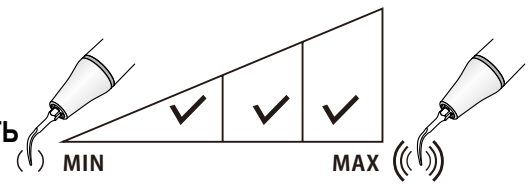

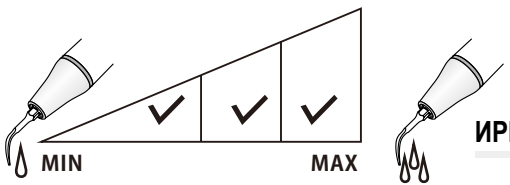

ИРРИГАЦИЯ

SBL(SBDL)

Инструмент с алмазным покрытием (85 мкм) для удаления зубного кариеса, он не повреждает смежные зубы в связи с наклоном рабочей части под углом 45° справа налево.

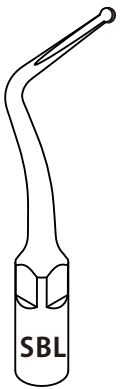

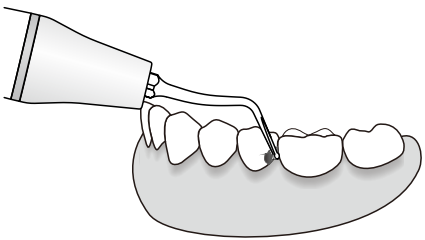

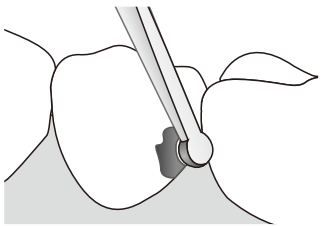

РЕЖИМ: P

МОЩНОСТЬ

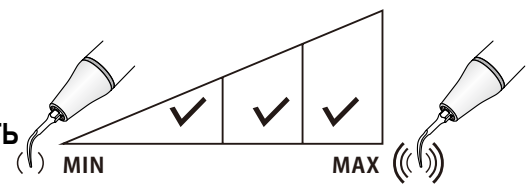

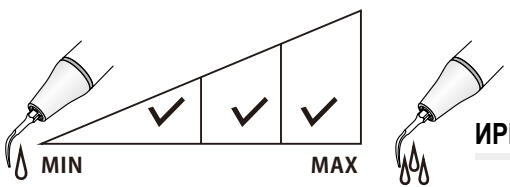

ИРРИГАЦИЯ

SBR(SBDR)

Инструмент с алмазным покрытием (85 мкм) для удаления зубного кариеса, он не повреждает смежные зубы в связи с наклоном рабочей части под углом 45° слева направо.

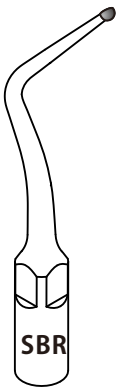

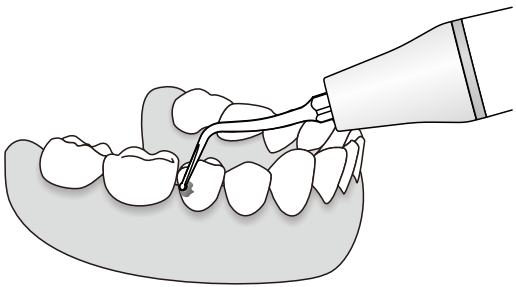

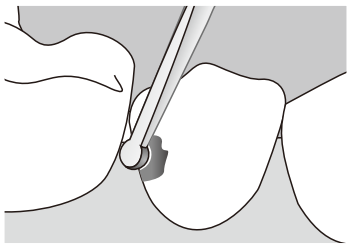

РЕЖИМ: P

МОЩНОСТЬ

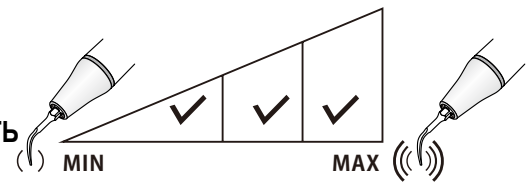

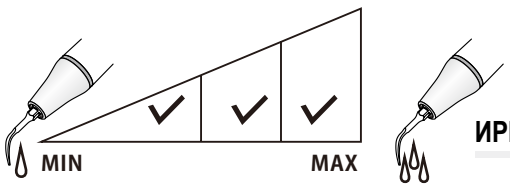

ИРРИГАЦИЯ

GK1

Удаление наддесневых зубных отложений во всех квадрантах.

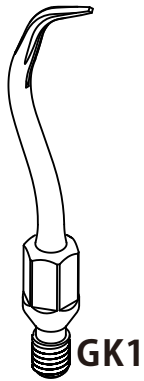

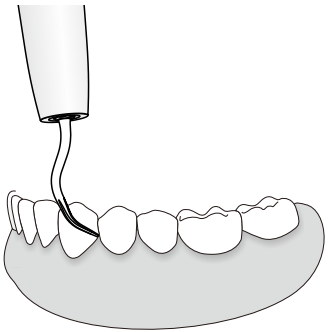

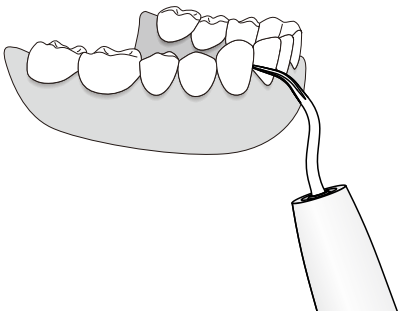



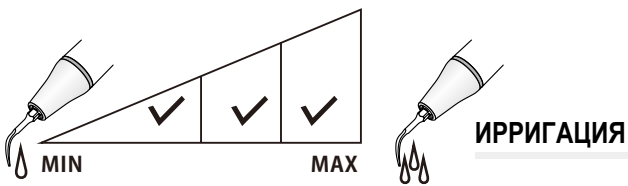

GK2

Удаление наддесневых зубных отложений.

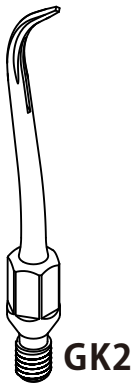

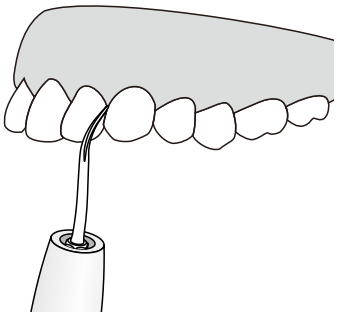

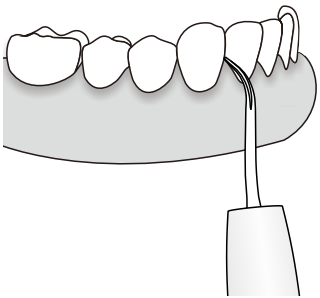

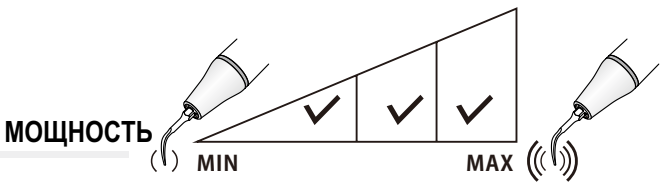

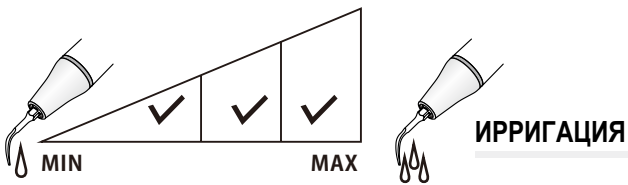

GK3

Удаление наддесневого зубного камня, межзубного камня и камня у шейки зубов.

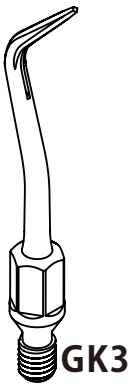

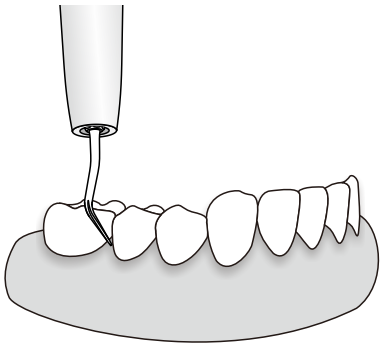

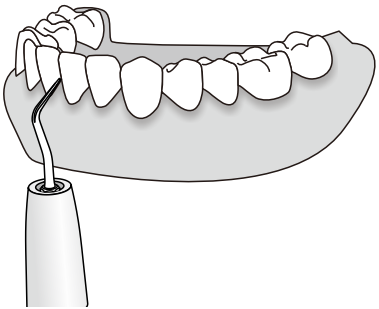

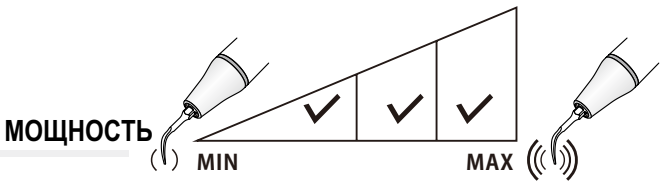

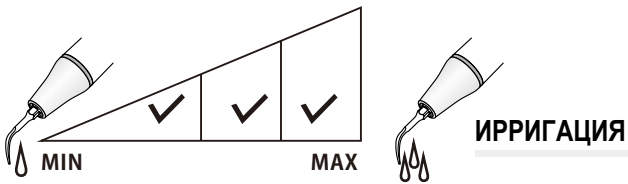

GK4

Удаление наддесневого зубного камня, включая межзубные промежутки и область десневых борозд.

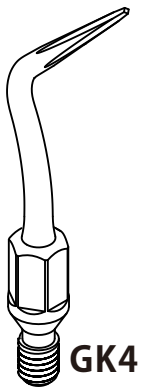

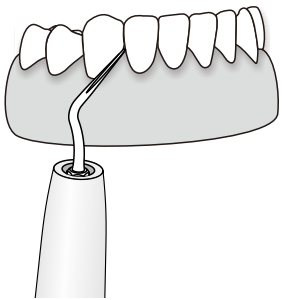

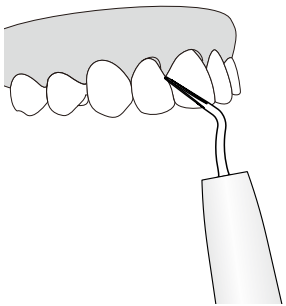

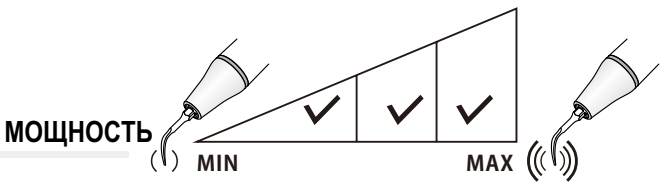

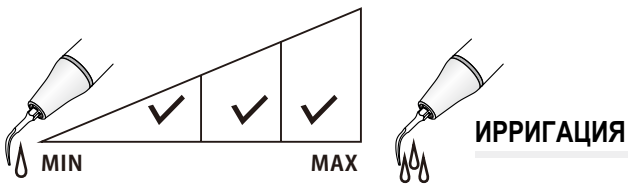

GK5

Удаление поддесневого зубного камня.

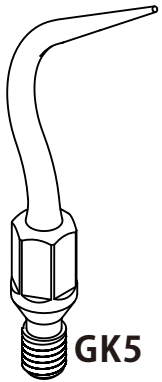

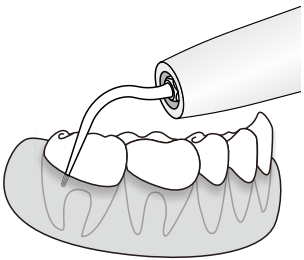

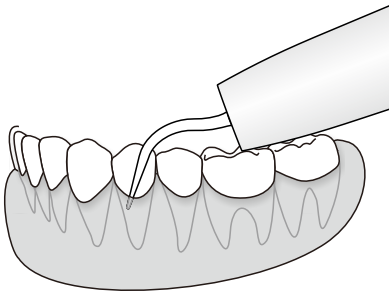



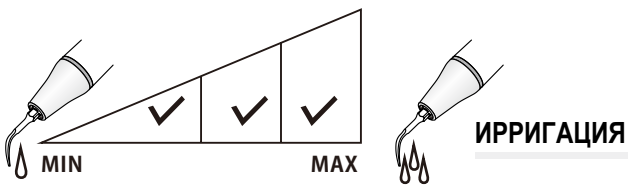

GK6

Инструмент, изогнутый под углом в левую сторону, для удаления поддесневого зубного камня.

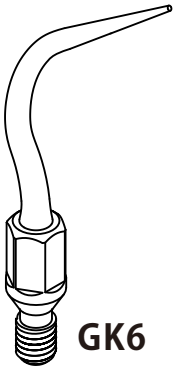

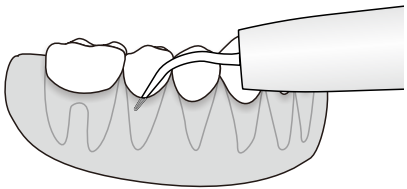

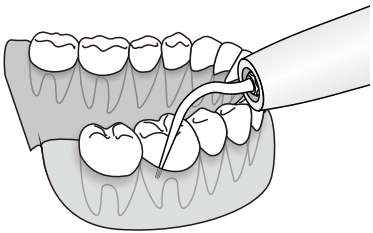

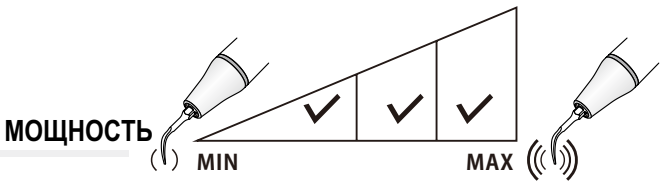

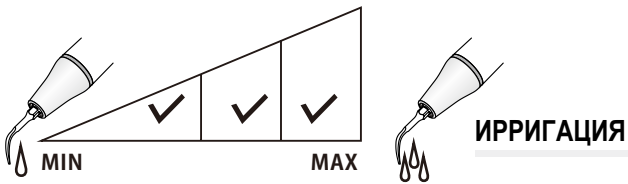

GK7

Инструмент, изогнутый под углом в правую сторону, для удаления поддесневого зубного камня.

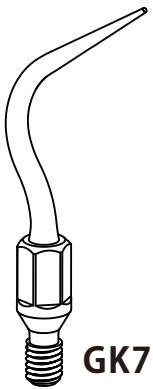

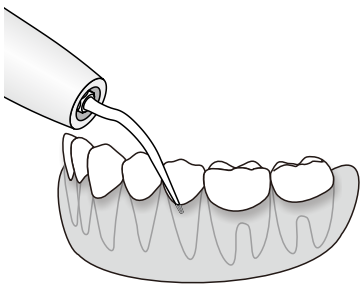

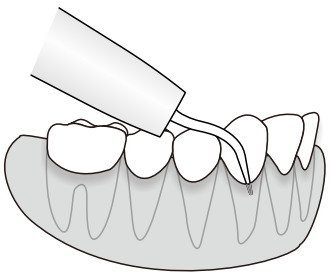



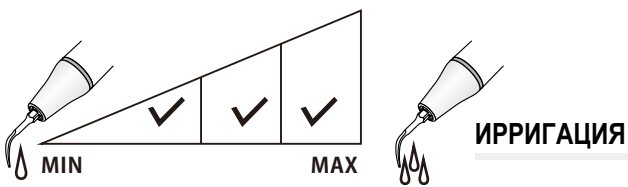

GC1

Удаление наддесневых зубных отложений во всех квадрантах.

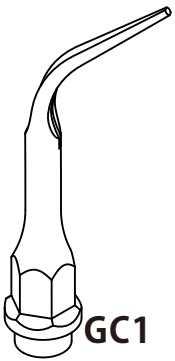

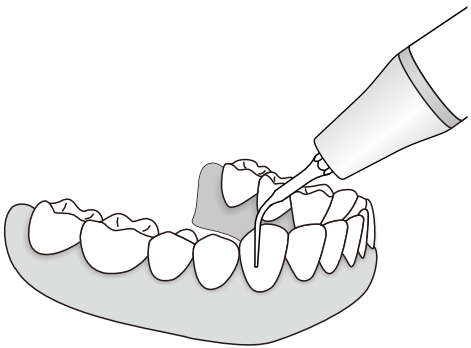

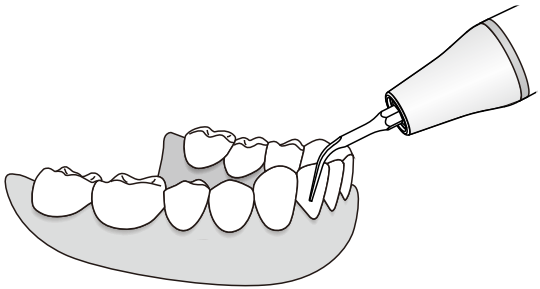

РЕЖИМ: G

МОЩНОСТЬ

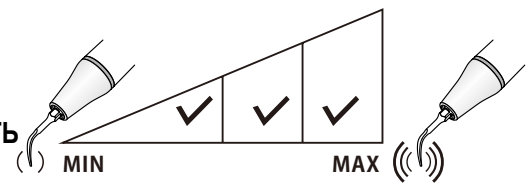

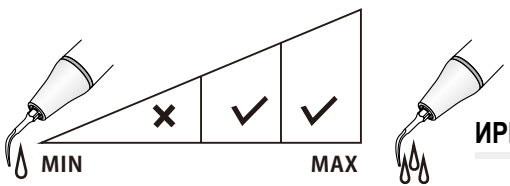

ИРРИГАЦИЯ

GC2

Удаление наддесневого камня, межзубного камня и камня у шейки зубов.

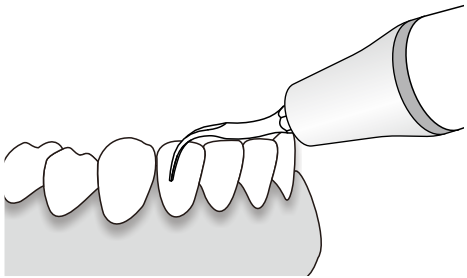

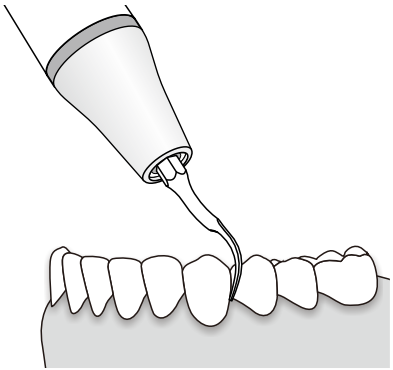

РЕЖИМ: G

МОЩНОСТЬ

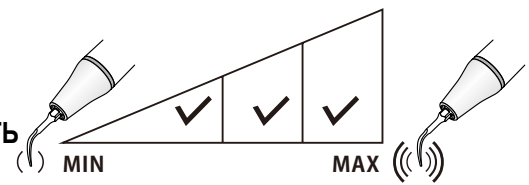

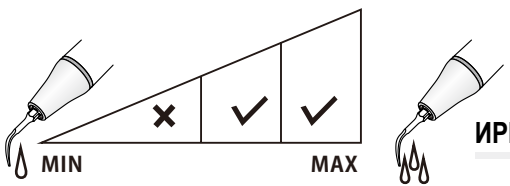

ИРРИГАЦИЯ

PC1

Удаление поддесневых зубных отложений, включая межзубные промежутки и область десневых борозд.

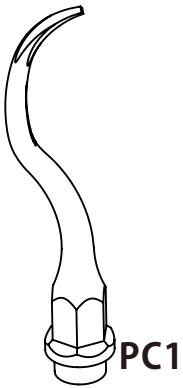

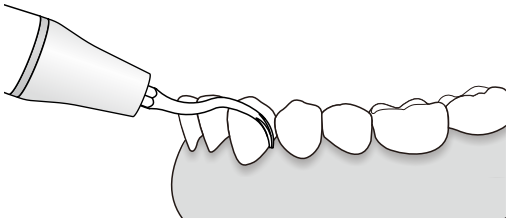

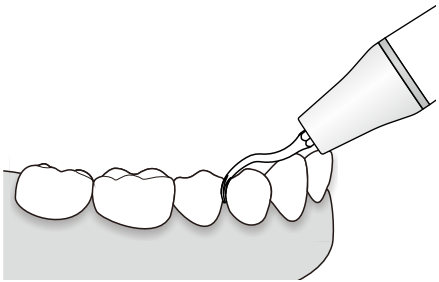

РЕЖИМ: P

МОЩНОСТЬ

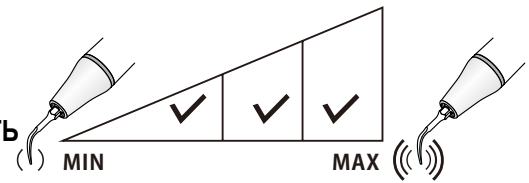

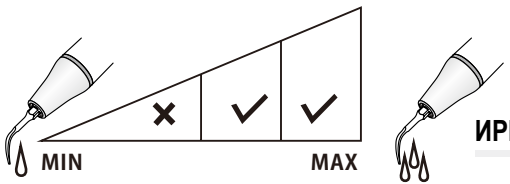

ИРРИГАЦИЯ

A1

Удаление наддесневых зубных отложений, включая межзубные промежутки и область десневых борозд.

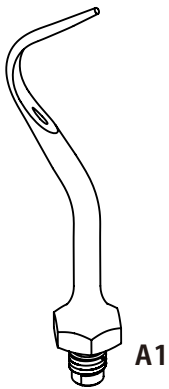

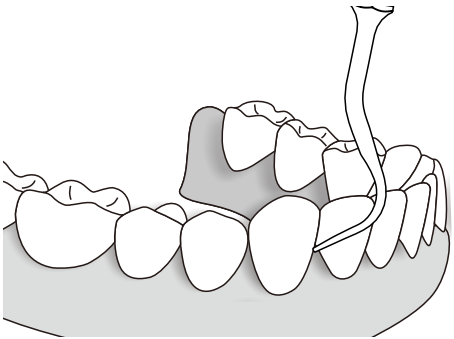

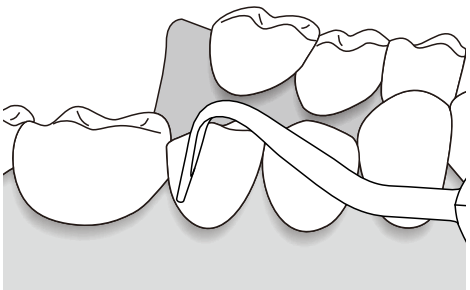



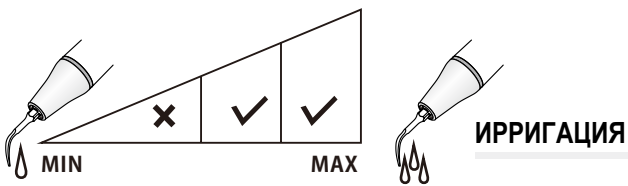

A2

Удаление наддесневого камя во всех квадрантах, включая шейки зубов и смежные части зубов.

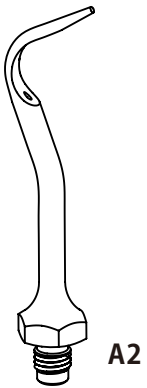

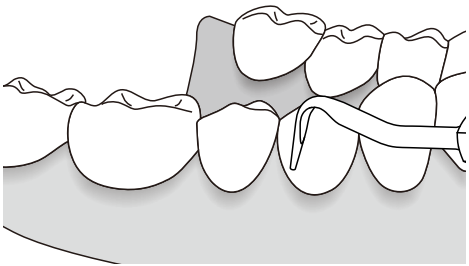

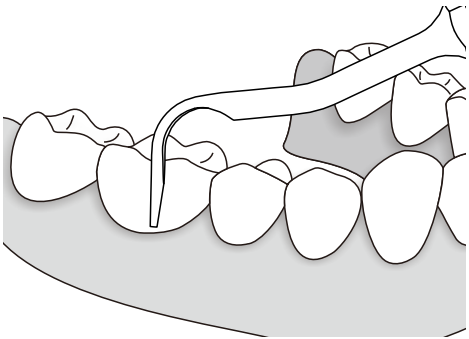



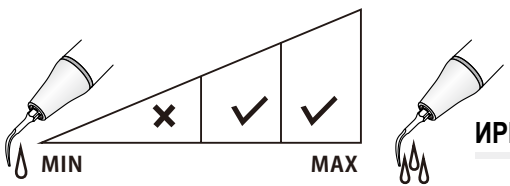

US1

Высокоэффективное разделение крупных участков зубов, инструмент может использоваться для удаления зуба.

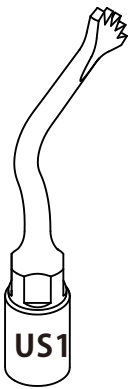

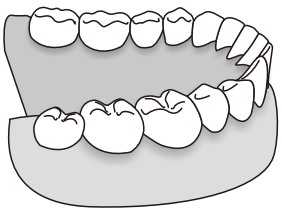

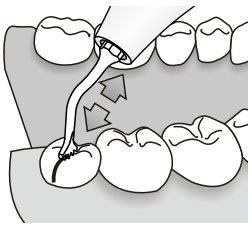

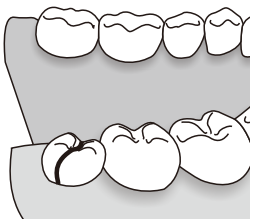

РЕЖИМ: BONE

МОЩНОСТЬ Quality1，Quality2，Quality3
(Кортикальный/губчатый)

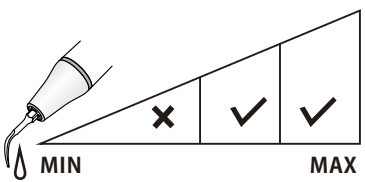

ИРРИГАЦИЯ

US1L

Левый угол 90°, техника горизонтальной остеотомии на нижней и верхней челюсти.

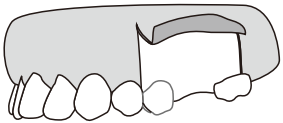

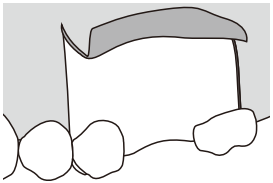

1



2



3

РЕЖИМ: BONE

МОЩНОСТЬ Quality1, Quality2, Quality3
(Кортикальный/губчатый)

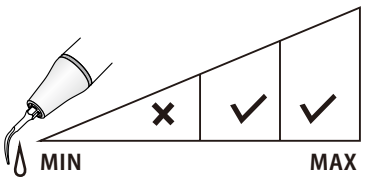

ИРРИГАЦИЯ

US1R

Правый угол 90°, техника горизонтальной остеотомии на нижней и верхней челюсти.

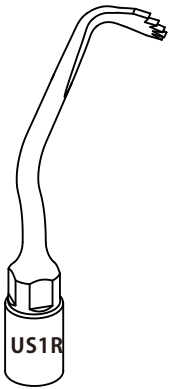

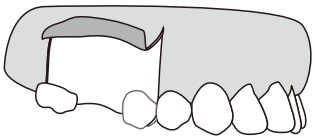

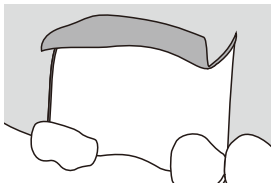

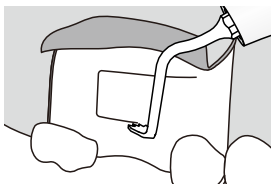



1 2 3

РЕЖИМ: BONE

МОЩНОСТЬ: Quality1, Quality2, Quality3
(Кортикальный/губчатый)

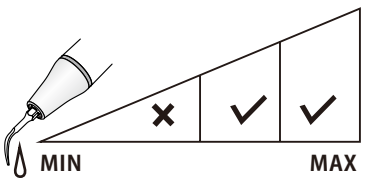

ИРРИГАЦИЯ

US2

Высокоэффективная остеотомия на нижней и верхней челюсти (увеличение гребня, техника кортикотомии, имплантация костного блока).

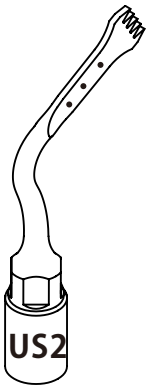

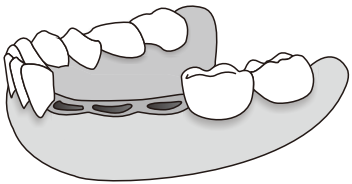

1

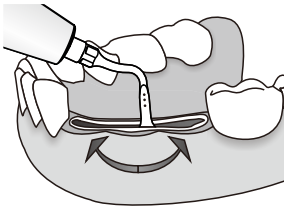

2

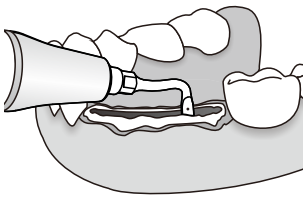

3

РЕЖИМ: BONE

МОЩНОСТЬ: Quality1, Quality2, Quality3
(Кортикальный/губчатый)

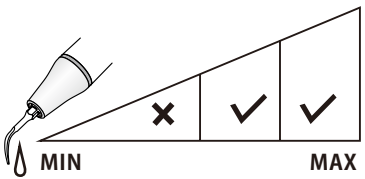

ИРРИГАЦИЯ

US3

Остеотомия: остеотом высокой точности на анатомически тонких структурах.

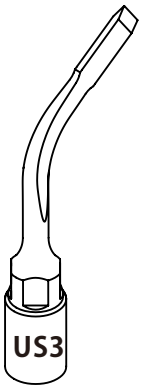

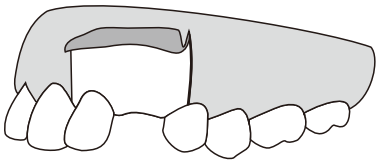

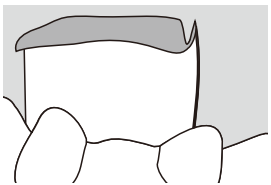

1

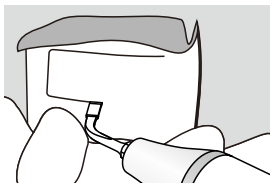

2

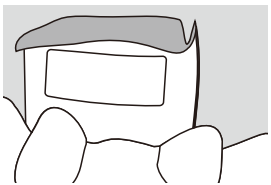

3

РЕЖИМ: BONE

МОЩНОСТЬ: Quality1, Quality2, Quality3
(Кортикальный/губчатый)

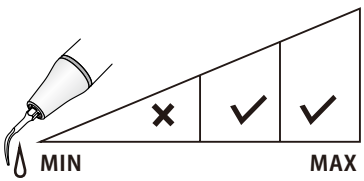

ИРРИГАЦИЯ

US4

Универсальная остеопластика: Периодонтальная остэктомия, сбор обломков кости, удаление воспалительной ткани (кисты и т.д.)

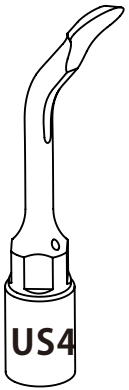

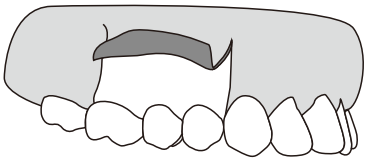

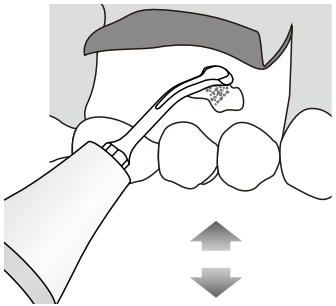

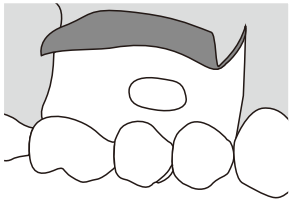

1 2

РЕЖИМ: BONE

МОЩНОСТЬ: Quality1, Quality2, Quality3
(Кортикальный/губчатый)

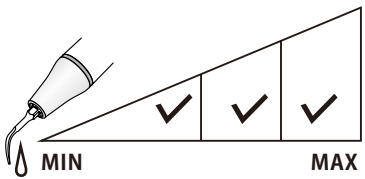

ИРРИГАЦИЯ

US5

Высокоэффективная остеопластика кости: ремоделирование кости и сбор обломков кости.

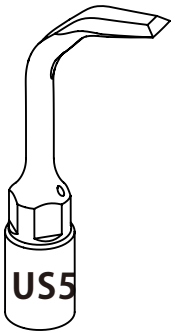

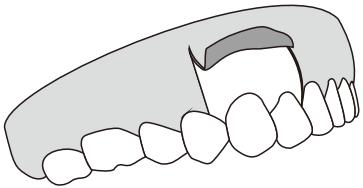

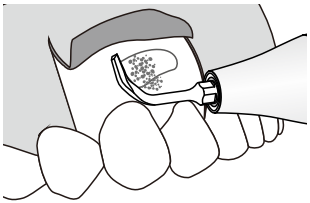

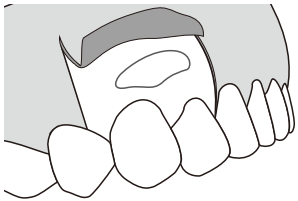

1 2 3

РЕЖИМ: BONE

МОЩНОСТЬ: Quality1, Quality2, Quality3
(Кортикальный/губчатый)

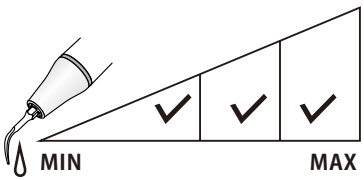

ИРРИГАЦИЯ

US6

Остеотомия: остеотом высокой точности на анатомически тонких структурах (увеличение гребня, техника кортикотомии, имплантация костного блока).

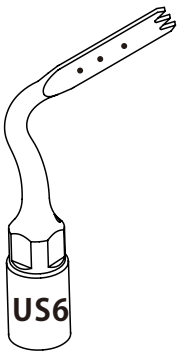

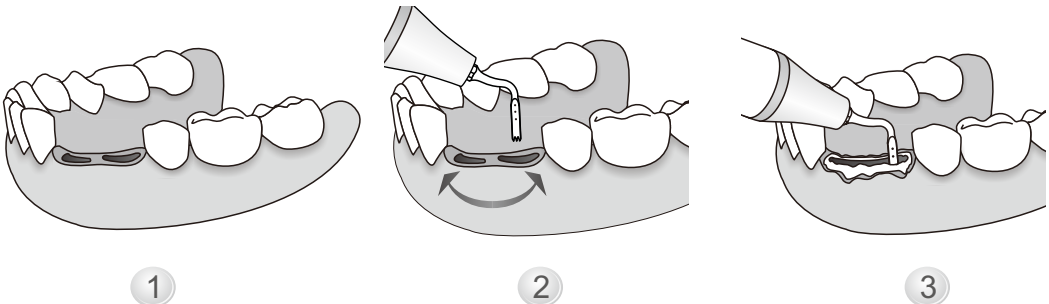

РЕЖИМ: BONE

МОЩНОСТЬ: Special

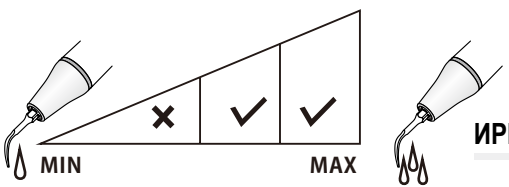

ИРРИГАЦИЯ

UL1

Наклон наконечника под углом 120°, отслаивание мембраны верхнечелюстной пазухи во внутренних зонах, нережущий стоматологический элеватор мембраны верхнечелюстной пазухи.

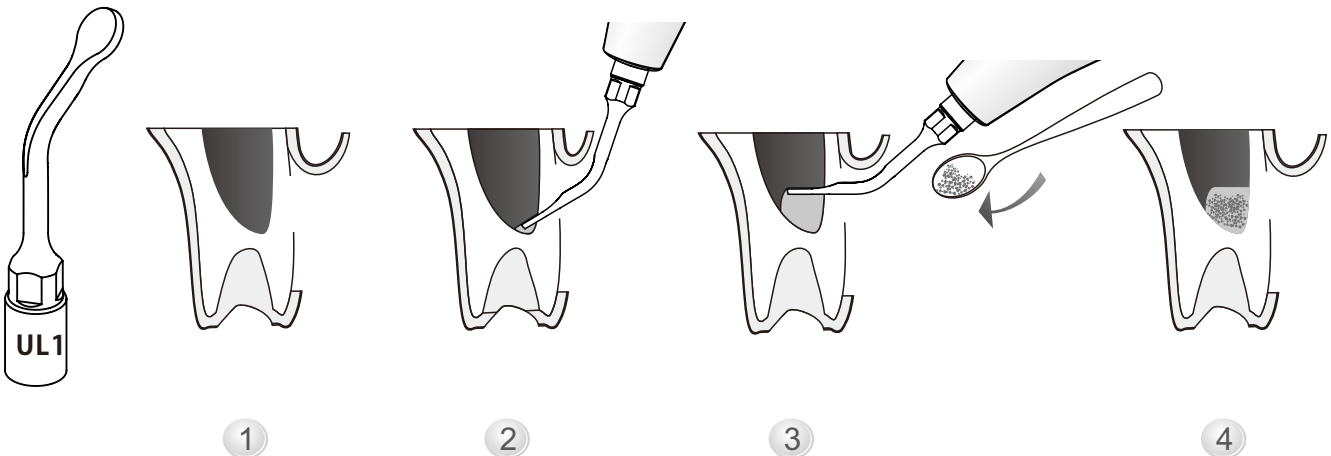

РЕЖИМ: ROOT

МОЩНОСТЬ: Endo(максимальная разрешенная мощность)

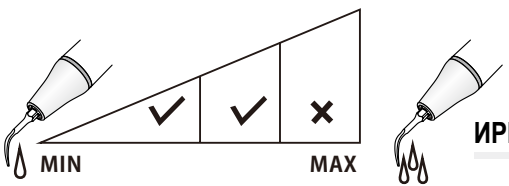

ИРРИГАЦИЯ

UL2

Отслаивание мембраны Шнайдера от стенок кости: отслаивание мембраны верхнечелюстной пазухи.

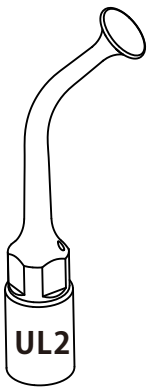





РЕЖИМ: ROOT

МОЩНОСТЬ: Endo(максимальная разрешенная мощность)

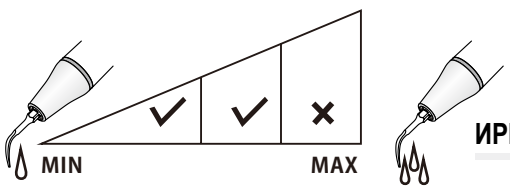

ИРРИГАЦИЯ

UL3

Инструмент с алмазным покрытием (100 мкм) для микрометрической остеотомии или остеоплатики: нетравматичная техника, завершение остеотомии или остеопластики на тонкой кости и/или рядом с нежными анатомическими структурами.

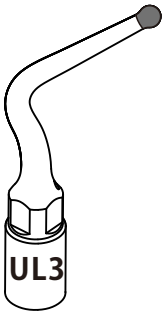



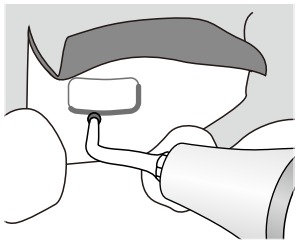

1

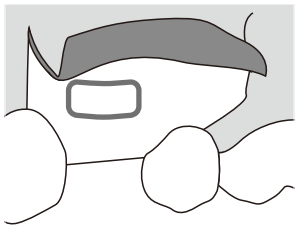

2

РЕЖИМ: BONE

МОЩНОСТЬ: Quality1, Quality2, Quality3
(Кортикальный/губчатый)

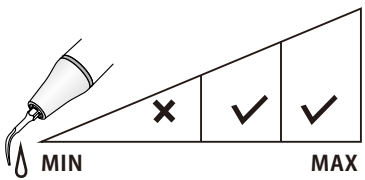

ИРРИГАЦИЯ

UL4

Инструмент с алмазным покрытием (100 мкм) для микрометрической остеотомии: для завершения остеотомии вблизи мягкой ткани (мембрана пазухи, сосуд, нижнеальвеолярный нерв).

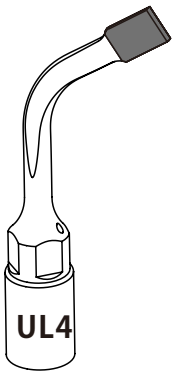



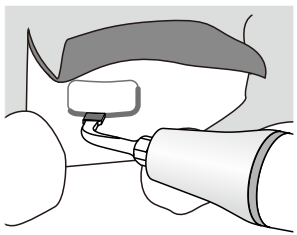

1

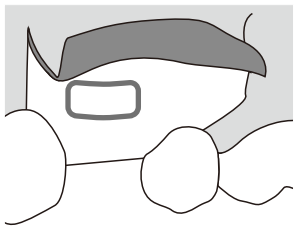

2

РЕЖИМ: BONE

МОЩНОСТЬ: Quality1, Quality2, Quality3
(Кортикальный/губчатый)

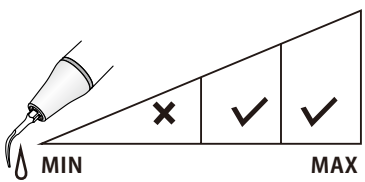

ИРРИГАЦИЯ

UL5

Наклон наконечника под углом 95°, отслаивание мембраны верхнечелюстной пазухи во внутренних зонах, нережущий стоматологический элеватор мембраны верхнечелюстной пазухи.

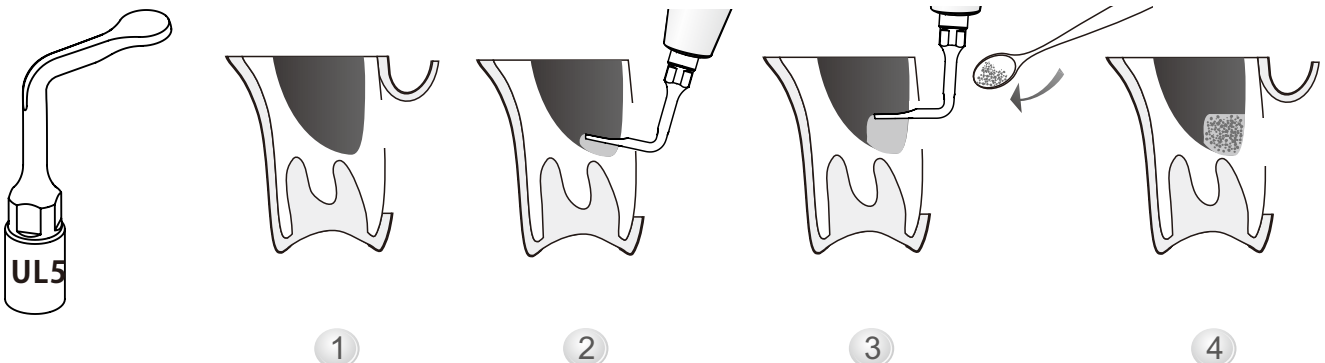

РЕЖИМ: ROOT

МОЩНОСТЬ: Endo(максимальная разрешенная мощность)

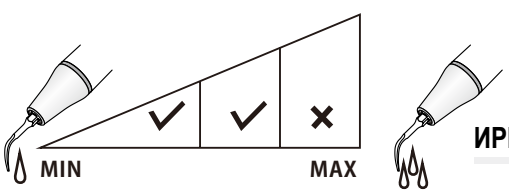

ИРРИГАЦИЯ

UE1

Инструмент с алмазным покрытием (40 мкм) для санации верхушки корня: инструмент с алмазным покрытием для эффективного выравнивания поверхности корней.
Длина части с алмазным покрытием составляет 3,3 мм.

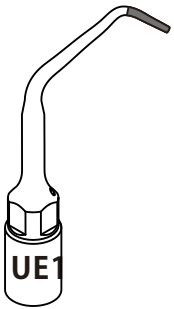

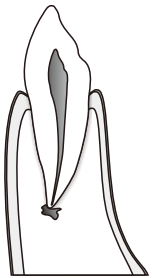

1



2

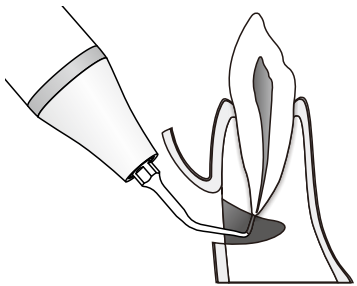

3

РЕЖИМ: ROOT

МОЩНОСТЬ: Endo(максимальная разрешенная мощность)

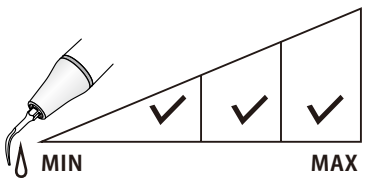

ИРРИГАЦИЯ

UE2

Используется для мягкой очистки канала. Длина части насадки малого диаметра составляет 4,5 мм.

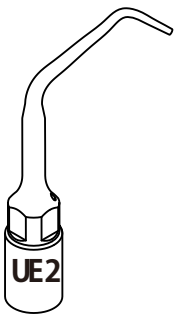

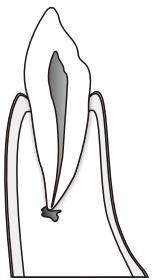

1



2

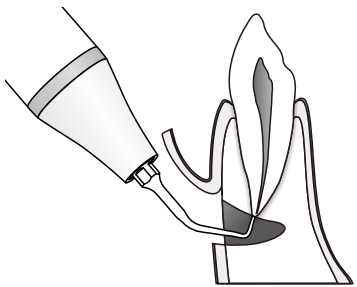

3

РЕЖИМ: ROOT

МОЩНОСТЬ: Endo(максимальная разрешенная мощность)

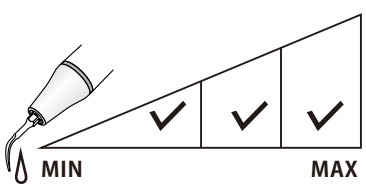

ИРРИГАЦИЯ

UE3

Инструмент с алмазным покрытием (40 мкм) для санации верхушки корня: инструмент с алмазным покрытием для эффективного выравнивания поверхности корней. Длина части насадки с алмазным покрытием составляет 2,2 мм.

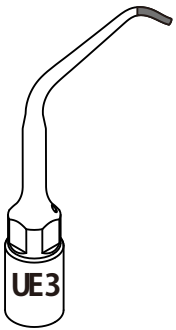

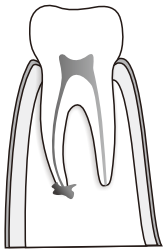

1

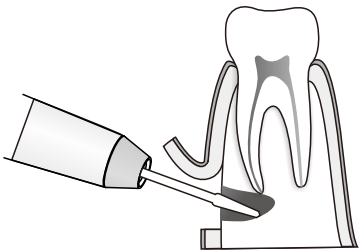

2

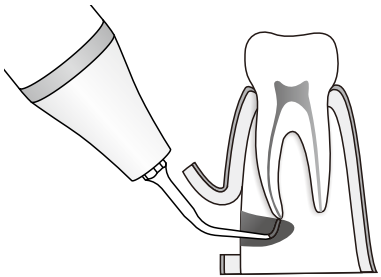

3

РЕЖИМ: ROOT

МОЩНОСТЬ: Endo(максимальная разрешенная мощность)

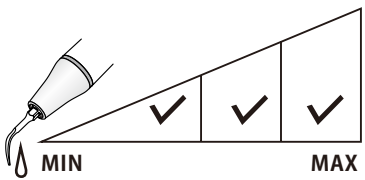

ИРРИГАЦИЯ

UE4

Используется для мягкой очистки канала. Длина части насадки малого диаметра составляет 3,5 мм.

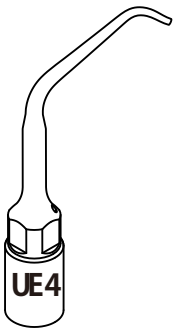

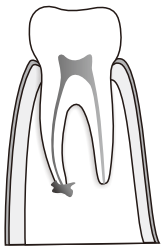

1

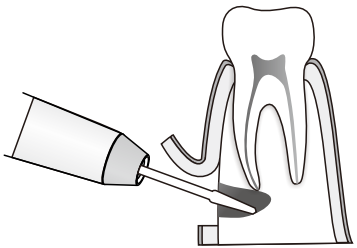

2

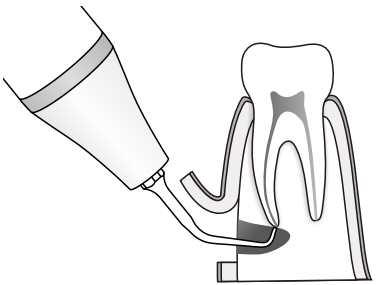

3

РЕЖИМ: ROOT

МОЩНОСТЬ: Endo(максимальная разрешенная мощность)

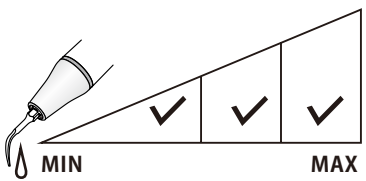

ИРРИГАЦИЯ

UC1

Используется для обрезания анкилозированной кости и удаления фрагментов корня.

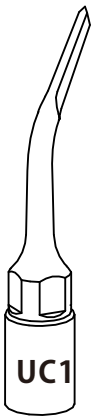

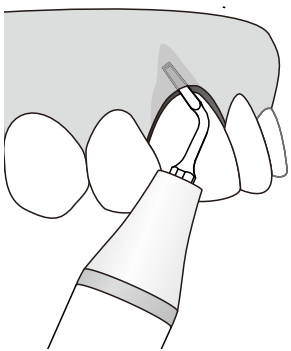

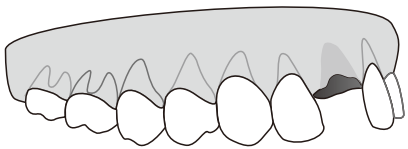

РЕЖИМ: BONE

МОЩНОСТЬ: Quality1, Quality2, Quality3
(Кортикальный/губчатый)

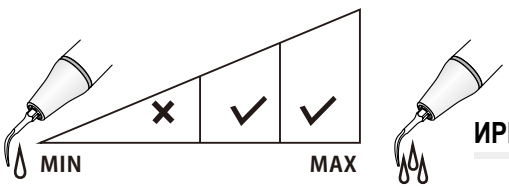

ИРРИГАЦИЯ

UI1

Вставка для подготовки установки имплантата Ø1.6 мм. Рабочая длина составляет 9 мм.

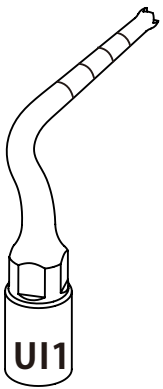

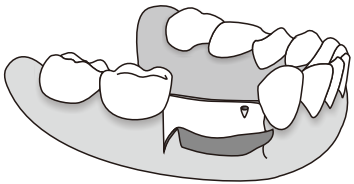

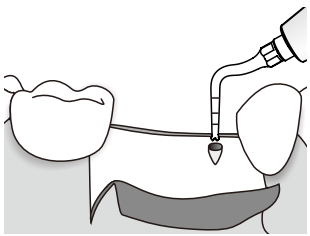

1

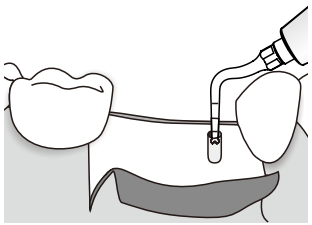

2

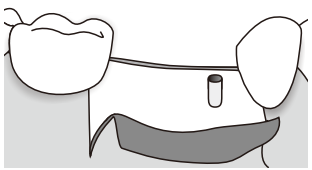

3

РЕЖИМ: BONE

МОЩНОСТЬ: Quality1, Quality2, Quality3
(Кортикальный/губчатый)

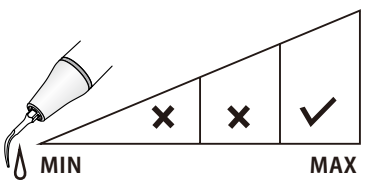

ИРРИГАЦИЯ

UI2

Вставка для подготовки установки имплантата Ø2 мм. Отверстие в центре верхней части инструмента для разбрызгивания воды снижает температуру.

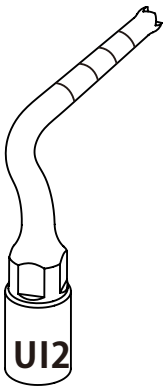

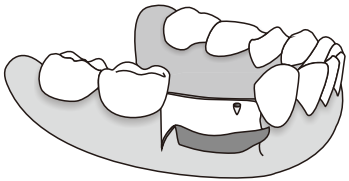

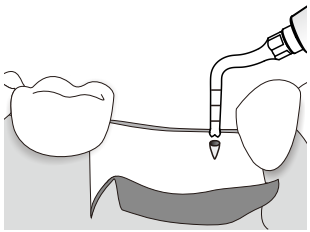

1

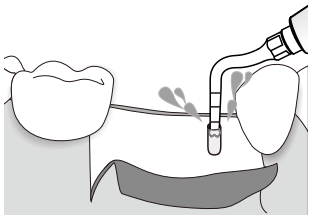

2

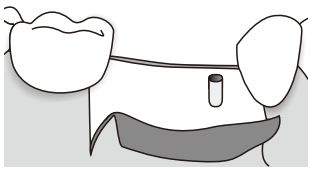

3

РЕЖИМ: BONE

МОЩНОСТЬ: Quality1, Quality2, Quality3
(Кортикальный/губчатый)

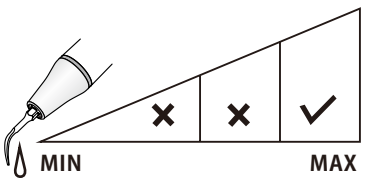

ИРРИГАЦИЯ

UI7

Инструмент с алмазным покрытием (85 мкм) для завершения обработки места для установки имплантата рядом с альвеолярным нервом.

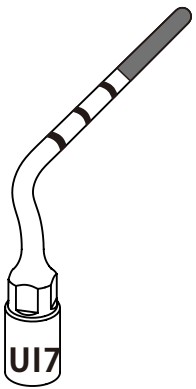

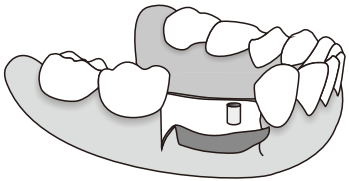

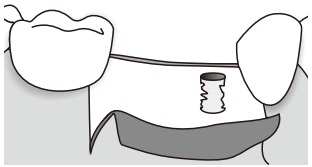

1

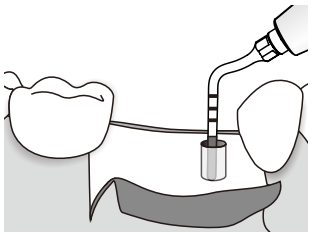

2

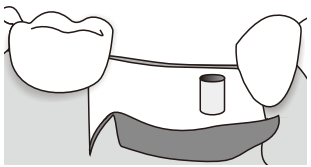

3

РЕЖИМ: BONE

МОЩНОСТЬ: Quality1, Quality2, Quality3
(Кортикальный/губчатый)

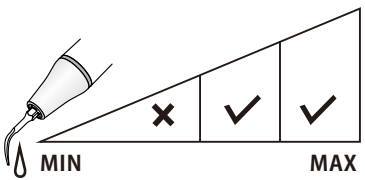

ИРРИГАЦИЯ

UI8

Вставка для подготовки установки имплантата Ø1.6 мм. Рабочая длина составляет 15 мм.

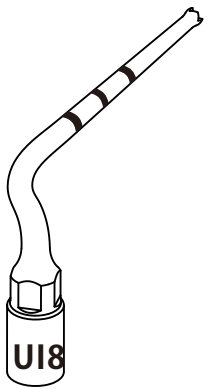

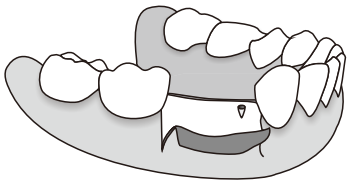

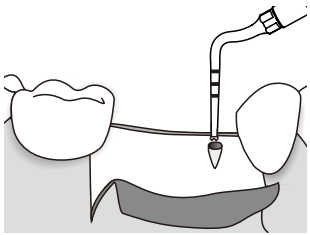

1

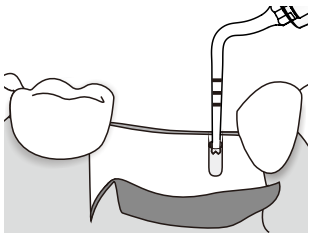

2

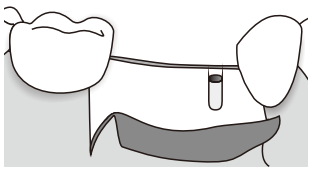

3

РЕЖИМ: BONE

МОЩНОСТЬ: Quality1, Quality2, Quality3
(Кортикальный/губчатый)

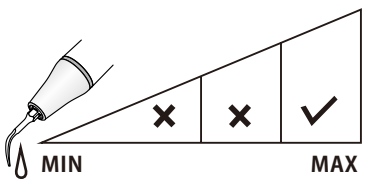

ИРРИГАЦИЯ

UI9

Вставка для подготовки установки имплантата Ø2,8 мм. Отверстие в центре верхней части инструмента для разбрызгивания воды снижает температуру кости.

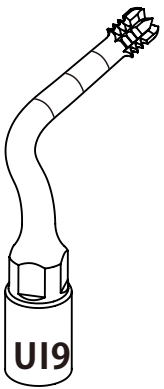

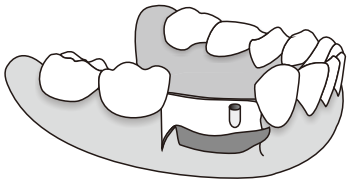

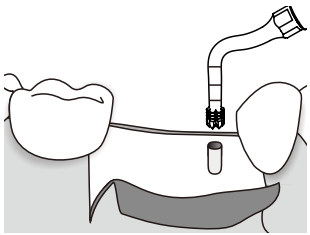

1

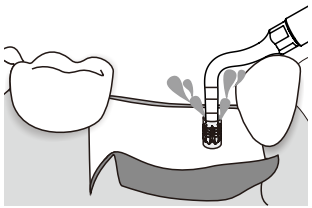

2

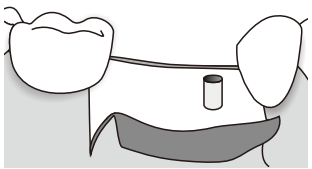

3

РЕЖИМ: BONE

МОЩНОСТЬ: Quality1, Quality2, Quality3
(Кортикальный/губчатый)

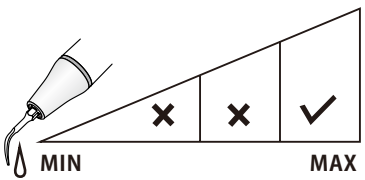

ИРРИГАЦИЯ

UP1

Рекомендуется для периодонтального щадящего удаления налета и камня кюретажем.

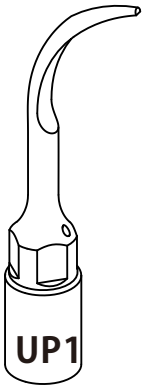

1

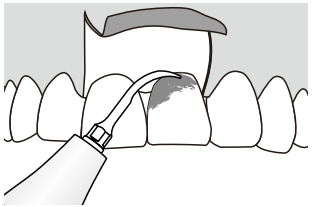

2

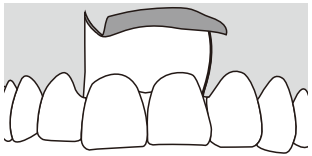

3

РЕЖИМ: ROOT

МОЩНОСТЬ: PERIO

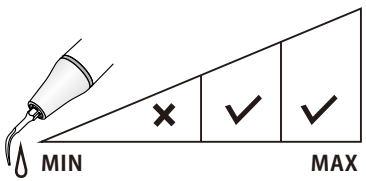

ИРРИГАЦИЯ

UP2

Удаление воспалительной ткани и извлечение апекса обломков зубов.

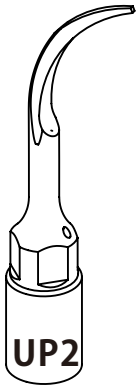

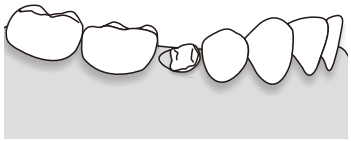

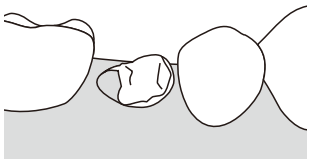

1

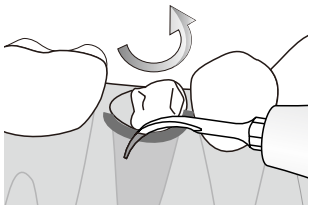

2

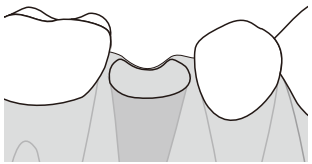

3

РЕЖИМ: ROOT

МОЩНОСТЬ: PERIO

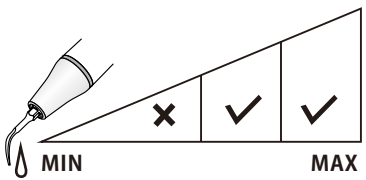

ИРРИГАЦИЯ

UP3

Рекомендуется для щадящего удаления пигментированного зубного налета и камня кюретажем под углом.

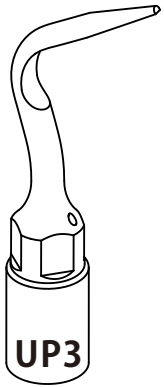

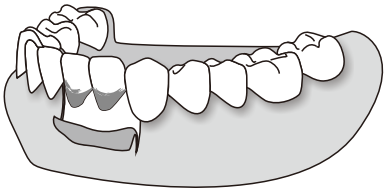

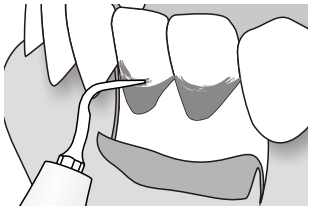

1

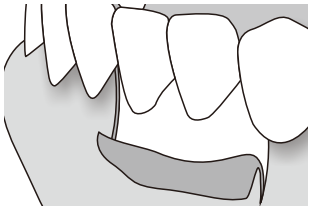

2

РЕЖИМ: ROOT

МОЩНОСТЬ: PERIO

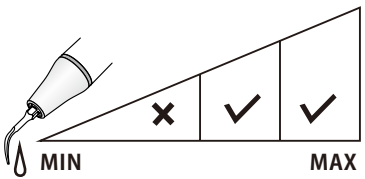

ИРРИГАЦИЯ

UP4

Инструмент с алмазным покрытием (40 мкм) для санации корня зуба и выравнивания поверхности зубного корня.

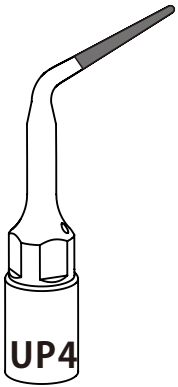

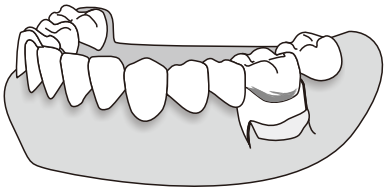

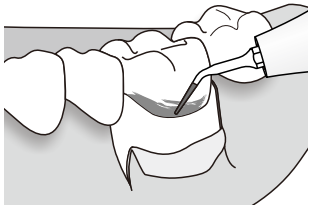

1

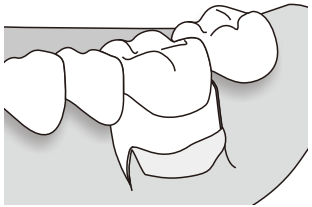

2

РЕЖИМ: ROOT

МОЩНОСТЬ: PERIO

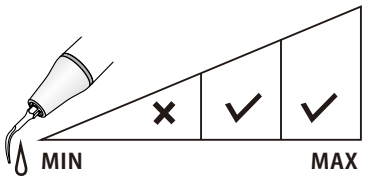

ИРРИГАЦИЯ

UP5

Рекомендуется для микровыравнивания поверхности зубного корня.

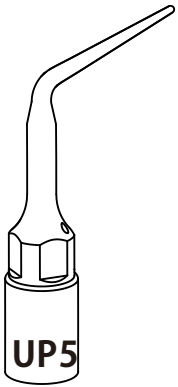

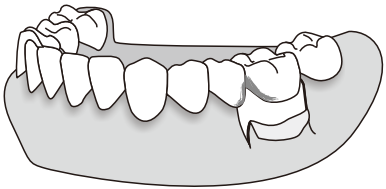

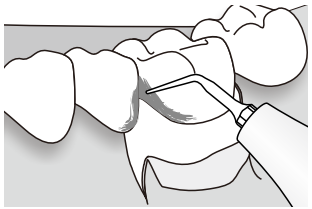

1

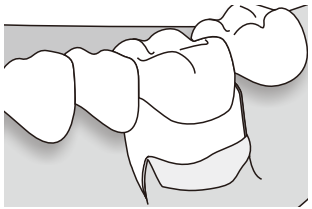

2

РЕЖИМ: ROOT

МОЩНОСТЬ: PERIO

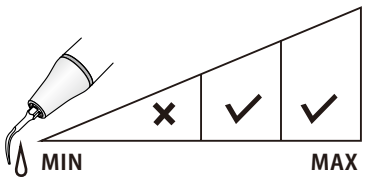

ИРРИГАЦИЯ

UP6

Инструмент с алмазным покрытием (40 мкм) для микро-остеопластики: остеопластика межзубных промежутков и выравнивания поверхностей зубных корней.

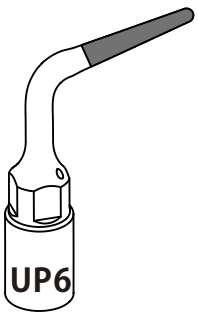

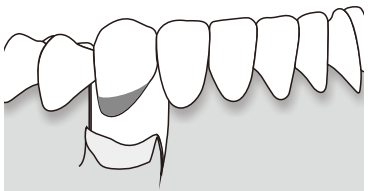

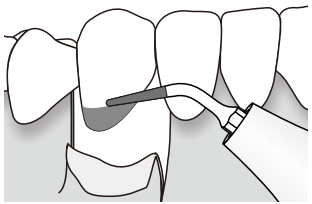

1

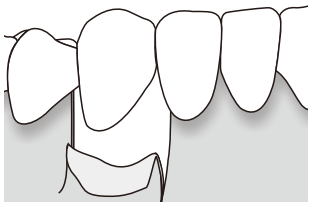

2

РЕЖИМ: ROOT

МОЩНОСТЬ: Quality1,Quality2,Quality3
(Кортикальный/губчатый)

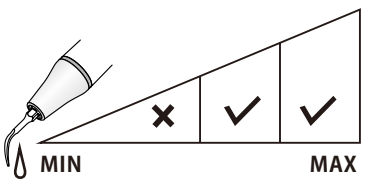

ИРРИГАЦИЯ

UP7

Инструмент с алмазным покрытием (40 мкм) для ориентации зубного канала и удаления кальцифицированных фрагментов, расположенных в 1/3 части зубного канала. Он также может использоваться для микро остеопластики.

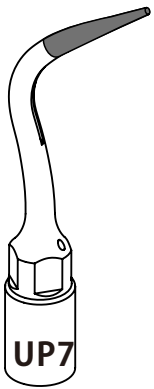

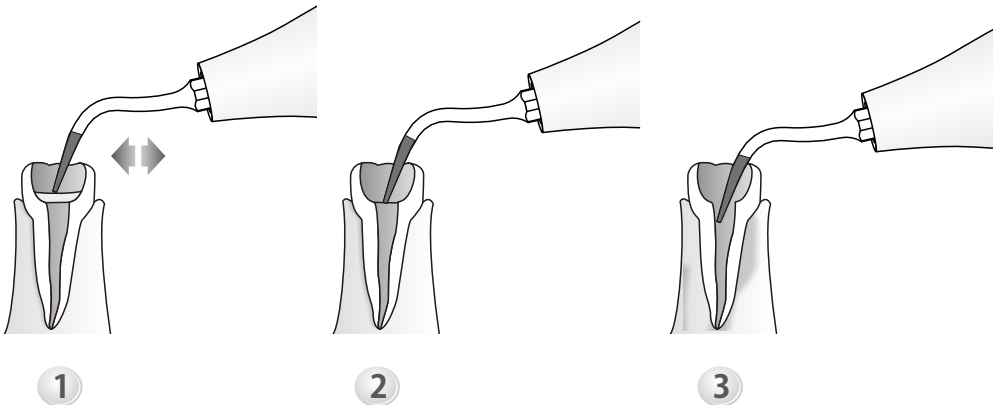

РЕЖИМ: ROOT

МОЩНОСТЬ: Endo(максимальная разрешенная мощность)

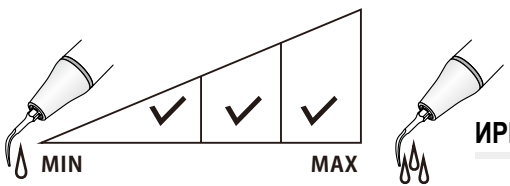

ИРРИГАЦИЯ

Рекомендуемая мощность скалеров Woodpecker

WOODPECKER Модель / Насадка Мощность	UDS-E (LED) UDS-L (LED) UDS-A (LED) UDS-P (LED)	UDS-J2 (LED)	UDS-J UDS-B UDS-K (LED)	UDS-N3 (LED)	UDS-N1 UDS-N2 (LED) UDS-N4	
Удаление зубного камня						
G1	1-10(G)	1-10	1-9	LOW-HIGH	LOW-HIGH	Совместимость с WOODPECKER & EMS Ultrasonic Scalers
G2	1-10(G)	1-10	1-9	LOW-HIGH	LOW-HIGH	
G3	1-10(G)	1-10	1-9	LOW-HIGH	LOW-HIGH	
G4	1-10(G)	1-10	1-9	LOW-HIGH	LOW-HIGH	
G5	1-10(G)	1-10	1-9	LOW-HIGH	LOW-HIGH	
G6	1-10(G)	1-10	1-9	LOW-HIGH	LOW-HIGH	
G7	1-10(G)	1-10	1-9	LOW-HIGH	LOW-HIGH	
G8	1-10(G)	1-10	1-9	LOW-HIGH	LOW-HIGH	
G9	1-10(G)	1-10	1-9	LOW-HIGH	LOW-HIGH	
G10	1-10(G)	1-10	1-9	LOW-HIGH	LOW-HIGH	
G11	1-10(G)	1-10	1-9	LOW-HIGH	LOW-HIGH	
Периодонтия						
P1	1-10(P)	1-7	1-6	LOW-MID	LOW-MID	Совместимость с WOODPECKER & EMS Ultrasonic Scalers
P2L	1-3(P)	1-2	1-2	LOW	LOW	
P2LD	1-2(P)	1	1	LOW	LOW	
P2R	1-3(P)	1-2	1-2	LOW	LOW	
P2RD	1-2(P)	1	1	LOW	LOW	
P3	1-6(P)	1-4	1-3	LOW-MID	LOW-MID	
P3D	1-6(P)	1-4	1-3	LOW-MID	LOW-MID	
P4	1-6(P)	1-4	1-3	LOW-MID	LOW-MID	

Рекомендуемая мощность скалеров Woodpecker

WOODPECKER / Модель / Насадка / Мощность	UDS-E (LED) UDS-L (LED) UDS-A (LED) UDS-P (LED)	UDS-J2 (LED)	UDS-J UDS-B UDS-K (LED)	UDS-N3 (LED)	UDS-N1 UDS-N2 (LED) UDS-N4	
Эндодонтия						
E1	1-3(E)	—	—	LOW	—	Совместимость с WOODPECKER & EMS Ultrasonic Scalers
E2	1-3(E)	—	—	LOW	—	
E3	1-6(E)	—	—	LOW	—	
E3D	1-3(E)	—	—	LOW	—	
E4	1-6(E)	—	—	LOW	—	
E4D	1-3(E)	—	—	LOW	—	
E5	1-6(E)	—	—	LOW	—	
E5D	1-3(E)	—	—	LOW	—	
P4D	1-6(E)	—	—	LOW	—	
E8	1-10(E)	—	—	LOW	—	
E9	1-10(E)	—	—	LOW	—	
E10	1-6(E)	—	—	LOW	—	
E10D	1-6(E)	—	—	LOW	—	
E11	1-6(E)	—	—	LOW	—	
E11D	1-6(E)	—	—	LOW	—	
E14	1-3(E)	—	—	LOW	—	
E15	1-3(E)	—	—	LOW	—	

Рекомендуемая мощность скалеров Woodpecker

WOODPECKER Модель / Мощность / Насадка	UDS-E (LED) UDS-L (LED) UDS-A (LED) UDS-P (LED)	UDS-J2 (LED)	UDS-J UDS-B UDS-K (LED)	UDS-N3 (LED)	UDS-N1 UDS-N2 (LED) UDS-N4	
Препарирование кариозной полости						
SB1	1-10(P)	1-7	1-6	LOW-MID	LOW-MID	Совместимость с WOODPECKER & EMS Ultrasonic Scalers
SB2	1-10(P)	1-7	1-6	LOW-MID	LOW-MID	
SB3	1-10(P)	1-7	1-6	LOW-MID	LOW-MID	
SBL	1-10(P)	1-7	1-6	LOW-MID	LOW-MID	
SBR	1-10(P)	1-7	1-6	LOW-MID	LOW-MID	

Рекомендуемая мощность скалеров DTE

DTE Модель / Мощность / Насадка	D7 (LED) D5 (LED)	D2 LED	D3 (LED)	D1	V3 (LED)	V1 V2 (LED)	
Препарирование кариозной полости							
SBD1	1-10(P)	1-8	1-10(P)	1-6	LOW-MID	LOW-MID	Совместимость с DTE & Satelec Ultrasonic Scalers
SBD2	1-10(P)	1-8	1-10(P)	1-6	LOW-MID	LOW-MID	
SBD3	1-10(P)	1-8	1-10(P)	1-6	LOW-MID	LOW-MID	
SBDL	1-10(P)	1-8	1-10(P)	1-6	LOW-MID	LOW-MID	
SBDR	1-10(P)	1-8	1-10(P)	1-6	LOW-MID	LOW-MID	

[Примечание] : "G" - режим "Удаление зубного камня"; "P" - режим "Периодонтия"; "E" - режим "Эндодонтия"; "—" - "не подходит для данной модели скалера".

Рекомендуемая мощность скалеров DTE

DTE Модель / Мощность / Насадка	D7 (LED) D5 (LED)	D2 LED	D3 (LED)	D1	V3 (LED)	V1 V2 (LED)	
Удаление зубного камня							
GD1	1-10(G)	1-11	1-10(G)	1-9	LOW-HIGH	LOW-HIGH	Совместимость с DTE & Satelec Ultrasonic Scalers
GD2	1-10(G)	1-11	1-10(G)	1-9	LOW-HIGH	LOW-HIGH	
GD3	1-10(G)	1-11	1-10(G)	1-9	LOW-HIGH	LOW-HIGH	
GD4	1-10(G)	1-11	1-10(G)	1-9	LOW-HIGH	LOW-HIGH	
GD5	1-10(G)	1-11	1-10(G)	1-9	LOW-HIGH	LOW-HIGH	
GD6	1-10(G)	1-11	1-10(G)	1-9	LOW-HIGH	LOW-HIGH	
GD7	1-10(G)	1-11	1-10(G)	1-9	LOW-HIGH	LOW-HIGH	
GD8	1-10(G)	1-11	1-10(G)	1-9	LOW-HIGH	LOW-HIGH	
GD9	1-10(G)	1-11	1-10(G)	1-9	LOW-HIGH	LOW-HIGH	
GD10	1-10(G)	1-11	1-10(G)	1-9	LOW-HIGH	LOW-HIGH	
GD11	1-10(G)	1-11	1-10(G)	1-9	LOW-HIGH	LOW-HIGH	
Периодонтия							
PD1	1-10(P)	1-8	1-10(P)	1-6	LOW-MID	LOW-MID	Совместимость с DTE & Satelec Ultrasonic Scalers
PD2L	1-3(P)	1-3	1-3(P)	1-2	LOW	LOW	
PD2LD	1-2(P)	1-2	1-2(P)	1	LOW	LOW	
PD2R	1-3(P)	1-3	1-3(P)	1-2	LOW	LOW	
PD2RD	1-2(P)	1-2	1-2(P)	1	LOW	LOW	
PD3	1-6(P)	1-5	1-6(P)	1-3	LOW-MID	LOW-MID	
PD3D	1-6(P)	1-5	1-6(P)	1-3	LOW-MID	LOW-MID	
PD4	1-6(P)	1-5	1-6(P)	1-3	LOW-MID	LOW-MID	

Рекомендуемая мощность скалеров DTE

DTE Модель / Мощность / Насадка	D7 (LED) D5 (LED)	D2 LED	D3 (LED)	D1	V3 (LED)	V1 V2 (LED)	
Эндодонтия							
ED1	1-3(E)	—	—	—	LOW	—	Совместимость с DTE & Satelec Ultrasonic Scalers
ED2	1-3(E)	—	—	—	LOW	—	
ED3	1-6(E)	—	—	—	LOW	—	
ED3D	1-3(E)	—	—	—	LOW	—	
ED4	1-6(E)	—	—	—	LOW	—	
ED4D	1-3(E)	—	—	—	LOW	—	
ED5	1-6(E)	—	—	—	LOW	—	
ED5D	1-3(E)	—	—	—	LOW	—	
PD4D	1-6(E)	—	—	—	LOW	—	
ED8	1-10(E)	—	—	—	LOW	—	
ED9	1-10(E)	—	—	—	LOW	—	
ED10	1-6(E)	—	—	—	LOW	—	
ED10D	1-6(E)	—	—	—	LOW	—	
ED11	1-6(E)	—	—	—	LOW	—	
ED11D	1-6(E)	—	—	—	LOW	—	
ED14	1-3(E)	—	—	—	LOW	—	
ED15	1-3(E)	—	—	—	LOW	—	

ПРОЧИЕ СПЕЦИАЛЬНЫЕ НАСАДКИ

	Насадка	Совместимость с
Удаление зубного камня	GS1/GS2/GS3/GS4/GS5/GS6/GS7/GS8	Sirona Scalers
Периодонтия	PS1/PS3/PS3D/PS4	
Эндодонтия	ES1/ES2/ES3/ES3D/ES4/ES4D/ES5/ES5D/PS4D/ES8/ES10/ES10D/ES11/ES11D/ES14/ES15	
Удаление зубного камня	GK1/GK2/GK3/GK4/GK5/GK6/GK7/GK11	Kavo Scalers
Эндодонтия	EK8	
Удаление зубного камня	GC1/GC2	
Периодонтия	PC1	
Удаление зубного камня	A1/A2	Amdent Scalers
Костная хирурги	US1/US1L/US1R/US2/US3/US4/US5/US6	WOODPECKER & Mectron Ultrasurgery
Синус-лифтинг	UL1/UL2/UL3/UL4/UL5	
Эндодонтия	UE1/UE2/UE3/UE4	
Эксельцимоз	UC1	
Имплантация	UI1/UI2/UI7/UI8/UI9	
Периодонтальная хирургия	UP1/UP2/UP3/UP4/UP5/UP6/UP7	

www.glwoodpecker.com

Guilin Woodpecker Medical Instrument Co., Ltd.
Information Industrial Park, National High-Tech
Zone, Guilin, Guangxi, 541004 P. R. China

Tel:
Europe Sales Dept.: +86-773-5873196, +86-773-2125222
North America, South America &
Oceania Sales Dept.:+86-773-5873198, +86-773-2125123
Asia & Africa Sales Dept.:+86-773-5855350, +86-773-2125896

Fax: +86-773-5822450
E-mail: woodpecker@mailgl.cn, sales@glwoodpecker.cn
Website: http://www.glwoodpecker.com

EC REP Wellkang Ltd (www.CE-Marking.eu)
29 Harley St.,LONDON,W1G 9QR,UK

ZMN/WI-09-036 1.1 RU

135℃